

# Community Themes and Strengths Assessment

---

KANKAKEE COUNTY 2018



## Acknowledgements

The Partnership for a Healthy Community was established among the Helen Wheeler Center for Community Mental Health, the Hispanic Partnership, the Kankakee County Health Department, Presence St Mary's Hospital, Riverside Medical Center, and the United Way to conduct routine health assessments of the Kankakee County community, identify priority health issues, and identify strategies to address these health issues.



*Mission Statement: We are committed to creating a healthy community through comprehensive assessments and the implementation of effective plans.*

The Kankakee County Partnership for a Healthy Community would like to acknowledge and thank the individuals and organizations that contributed their valuable time and expertise to this report.

Name	Organization
Torrie Carter	Presence St. Mary's Hospital
Carole Franke	Kankakee County Regional Office of Education
Komal Gujarathi	Volunteer, Kankakee County Health Department
Shannon Jermal	Presence Health
Lorenia Lara	Community Member, Kankakee County
Laura Sztuba	Kankakee County Health Department

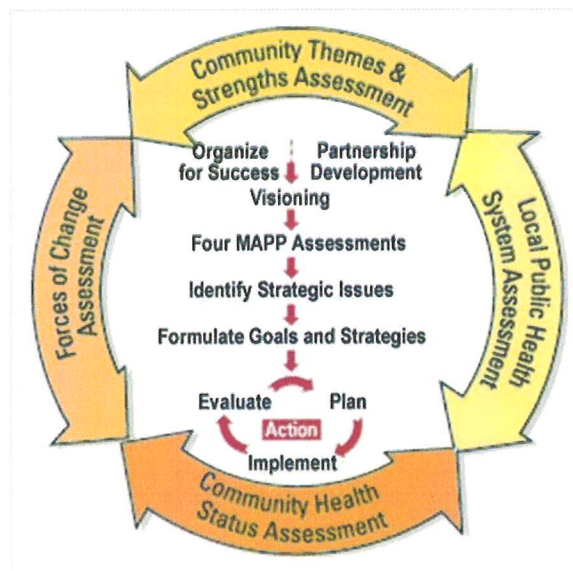


## Table of Contents

Acknowledgements	2
Introduction	4
Assessment Methodology	5
Executive Summary	7
Demographics of Survey Respondents	9
Community Themes and Strengths Findings	12
Appendix A: Survey in English and Spanish	30
Appendix B: Survey results	68
Appendix C: Targeted Sample Findings	140

## Introduction

In 2017, the Kankakee County Partnership for a Healthy Community convened to conduct the third iteration of the MAPP (Mobilizing for Action through Planning and Partnership) process. MAPP is a community driven, strategic planning framework that assists communities in developing and implementing efforts around the prioritization of public health issues and the identification of resources to address them as defined by the 10 Essential Public Health Services. The MAPP process includes four assessments, as shown in the model below.



One of the four assessment tools is the Community Themes and Strengths Assessment (CTSA). The CTSA aims to gather community members' perceptions, thoughts, opinions, and concerns regarding the quality of life in Kankakee County. This input provides valuable insight into the issues of importance to the community. This assessment engages the community by requesting their input on the following questions:

- What is important to our community?
- How is quality of life perceived in our community?
- What are the assets in our community?

Community engagement is key to the success of any community-wide initiative, and provides residents with a sense of ownership and participation in their county. The Partnership for a Healthy Community conducted a survey among Kankakee County residents in order to answer the questions above.

## **Assessment Methodology**

The Partnership for a Healthy Community participated in the Community Themes and Strengths Assessment (CTSA) through the use of a community-wide survey. The survey contained 58 questions on a variety of topics, including: quality of life, health status, access to resources, social support, economic opportunity, health equity, and social issues. Residents were able to report on their perceptions of health and quality of life issues within their homes, community, and county. While an answer was not required for every question, diverse community input was encouraged. Most of the survey questions asked participants to rate issues on a Likert scale, which is a commonly used scale that allows individuals to rate their opinion. The survey included some questions were open-ended allowing respondents opportunities to comment on their responses. The complete survey can be found in Appendix A in both English and Spanish.

### **Random Sample**

The CTSA survey was developed using SurveyMonkey® and made available online in both English and Spanish. The survey opened on January 30, 2018 and was shared via the Partnership for a Healthy Community organizational social media platforms. Other promotional efforts included sharing the survey via email with the Partnership for a Healthy Community and encouraging steering committee members to share the link widely with their agencies. A Facebook boosting feature was used to promote reach to all Kankakee County residents. A flyer was created and shared with the Partner for a Healthy Community agencies that instructs community members to go to the Kankakee County Health Department website to find the survey links.

The survey was open to all Kankakee County residents and the collection period ran from January 30, 2018 to February 27, 2018. A total of 778 individuals initiated the survey during this collection period. Fifty-five of the respondents were disqualified immediately if they answered no to the first question “do you live in Kankakee County?” This resulted in 723 respondents that completed some or all of the survey (720 English and 3 Spanish surveys). Survey results were analyzed by the CTSA Subcommittee and used to gather the top identified health and quality of life issues in Kankakee County.

### **Targeted Sample**



During the midpoint of the collection period, it was recognized that a significantly lower percentage of men had completed the survey than women. A Facebook boosting feature was used on February 12, 2018 to promote the survey to men living in Kankakee County through this social media platform. The results of this promotion reached 1,045 Kankakee County men. Upon completion of the survey collection period, analysis of the demographic data based on the 723 survey respondents determined that several groups of individuals were under-represented among the survey participants based on the racial and ethnic representation of the Kankakee County population as a whole. The most significant under-represented populations included the following groups: African Americans and Hispanics.

The CTSA Subcommittee attempted to further reach these populations through targeted outreach to the Hispanic and African American populations. A Hispanic community activist was contacted by the CTSA subcommittee to identify the best way to obtain feedback from the Hispanic community. She felt that overall the Hispanic community members were not comfortable with taking an electronic survey. She agreed to take paper copies of the survey in both Spanish and English to the homes of people that she knew or were recommended to her throughout the Hispanic community. She selected individuals that would geographically represent the Hispanic populations within Kankakee County in the following areas: Manteno, Pembroke, Momence, and the city of Kankakee. Twenty surveys were completed through this targeted outreach method.

The CTSA subcommittee reached out to the President of the Kankakee Area National Association for the Advancement of Colored People (NAACP) to see if survey sampling could be completed at a monthly membership meeting. The president agreed to add the survey as an agenda item at the April 12<sup>th</sup>, 2018 meeting. The CTSA subcommittee also took surveys to a Presence St Mary's Fit N' Healthy exercise class on April 12<sup>th</sup>, 2018. Subcommittee members took paper copies of the survey in English to these two events and were able to have 16 surveys completed. Target sampling at these events were able to provide feedback from the African American community members of Kankakee County. See Appendices C for analysis of targeted sample data.

**Health Equity**

Questions addressing health equity were included in the survey to measure the effects of discrimination on health. Respondents were asked to identify perceptions of discrimination in Kankakee County. These questions were adapted from "Experiences of discrimination: Validity and reliability of a self-report measure for population health research on racism and health."

**Data Limitations**

While efforts were made for survey respondents to generally reflect Kankakee County residents, it is important to note that the sample is not a representative sample.

## Executive Summary: Key Findings from the Community Themes and Strengths Assessment

A community survey open to all Kankakee County residents was conducted from January 30, 2018 to February 27, 2018. As a result, 723 responses were elicited from the community, answering questions on their perceptions of their quality of life, social issues, health issues, and access to health care.

The majority of respondents in this survey are white, non-Hispanic women over the age 35 years of age, and are not a representative sample of Kankakee County as a whole. Responses were recorded from every zip code in Kankakee County except Union Hill (60969) and Hopkins Park (60944). The majority of respondents have lived in Kankakee County longer than 16 years.

The majority of respondents perceive life in Kankakee County “good” or “fair” for overall quality of life, “very good” or “good” for quality of environment, and “very good” or “good” for quality of healthcare. The majority of respondents perceive Kankakee County as a “fair” or “good” place to raise children, grow old, and view Kankakee County as a safe community. Comments related to quality of life indicate social concerns related to safety and crime, education, and access to healthcare.

Most respondents rate that they have enough money to pay for needed items (e.g. food, clothing, housing, and medicine), have people they can get help from when needed, and have a sense of responsibility to help improve the health of their community. Respondents rated low to having a sense of community pride and there being enough jobs in Kankakee County.

Respondents identified areas in which they have experienced any type of discrimination in Kankakee County. The top three areas in which respondents experienced discrimination are at work (35.7%), on the street/ in a public setting (32.3%), and getting hired/ getting a job (25%). Additional perceptions of discrimination that were shared through comments are racial discrimination, discrimination against women, and discrimination within the school setting.

Respondents identified social issues of important concern for community residents. Access to interpreter services was identified as the most important social concern for residents in their home and in their neighborhood or community. These results may be less valid since respondents were not given the option of “not applicable,” even if interpreter services were not needed in their home or neighborhood/ community. Other top social issues of concern for respondents were living in a safe neighborhood, being able to find good jobs and living in a healthy economy, and the ability to participate in arts, culture, and community events. Respondents comments related to this issue include safety, high healthcare costs, and lack of diversity within Kankakee County.

Respondents identified significant health concerns including depression/ anxiety, other mental health issues, and dementia/Alzheimer’s disease for residents in their home. Most respondents



identify youth violence, underage drinking, and illegal drug use as the most significant health issues within their neighborhood or community. The majority of respondents commented on the lack of resources, violence, and bullying as additional health concerns.

The survey captured valuable data on where community members obtain their health information and services within the Kankakee County health system. Most respondents receive health information from a variety of sources, including the internet, their healthcare provider, the newspaper (in print or online), and family. Most respondents visit their private practice healthcare provider for routine health care or sick care (83.1%), mental health services (85.7% of those seeking services), dental services (96.7%), and prenatal (pregnancy) services (96.8% of those seeking services). Many respondents (77.4%) also visit immediate care/ fast care clinics and hospital emergency rooms when they are sick or need medical care. A significant portion of respondent's comments included seeking a variety of healthcare services outside of Kankakee County.

There was a significant lack of representation among the African American and Hispanic community members among the survey sample. A Hispanic community activist reached out and obtained 20 surveys from Hispanic community members across several areas in Kankakee County. The overall themes identified from this targeted sample include low quality of life for growing old in Kankakee County, lack of jobs, high costs of healthcare, and low access to adequate healthcare. This targeted sample also identifies a higher rate of experiencing discrimination than the larger sample. Significant social concerns for this group include being able to find good jobs and practicing healthy behaviors among adults. Significant health concerns for this group include underage drinking and dementia/ Alzheimer's disease.

A targeted sample among African Americans at several local events on April 12, 2018, which resulted in 16 surveys completed. Quality of life related to the environment and the healthcare system are rated low among this targeted sample. Overall, this group rated experiencing discrimination as higher than the larger sample, and rated experiencing discrimination on the street/ public setting and getting services at a restaurant or store as significantly higher than other settings. The most significant social concerns for this targeted sample is being able to find good jobs. Violence and other mental health issues are the most significant health concerns among these respondents. Access to healthcare among this targeted sample is similar to the larger sample.

The following themes were identified by survey respondents as perceived issues that need to be addressed in Kankakee County:

- Discrimination
- Healthcare: High cost and lack of access
- High rates of crime, violence, and bullying
- Jobs: Lack of jobs and low-wage jobs
- Lack of diversity
- Mental illness and substance abuse

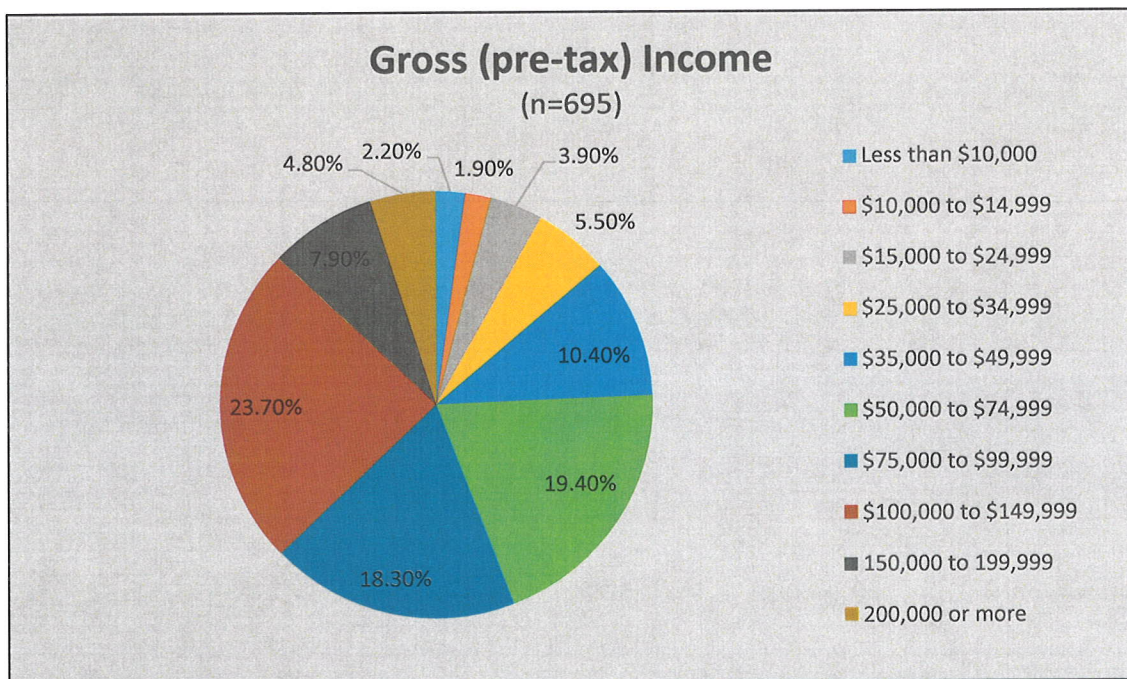
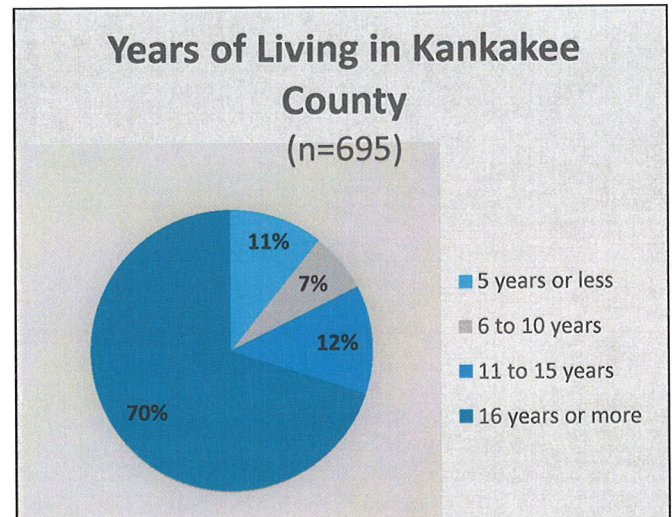
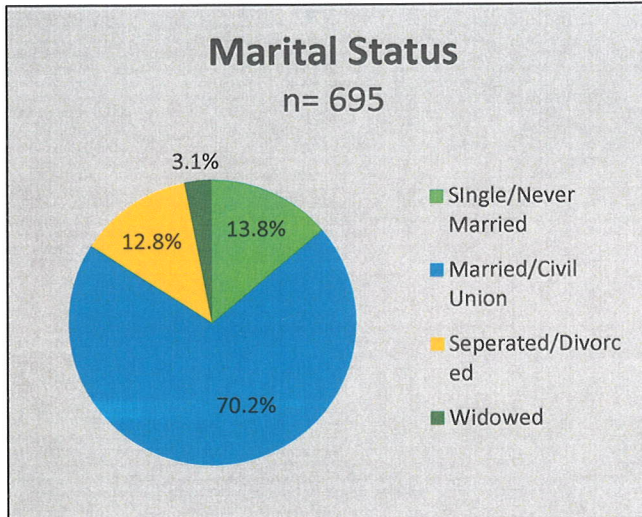
## Demographics of Survey Respondents

Demographics	Kankakee County	Survey Sample
<b>Age</b>		
17 years or younger	24%	0.3%
18 to 24 years	10.5%	3.9%
25 to 34 years	12.1%	17.7%
35 to 44 years	12.1%	23.7%
45 to 54 years	13.4%	23.7%
55 to 64 years	12.7%	20.4%
65 years or older	15.8%	10.2%
<b>Sex</b>		
Male	49.1%	18.4%
Female	50.9%	81.4%
<b>Race</b>		
Asian	1.1%	1.3%
Black/African American	15.3%	4.5%
Native American	0.4%	0.7%
White/Caucasian	81.2%	91.5%
<b>Ethnicity</b>		
Hispanic*	10.4%	3.8%
Non-Hispanic	71.9%	96.2%
<b>Highest level of Education</b>		
9th grade or less	4.7%	0.1%
Some high school, no diploma	7.9%	1.0%
High School Diploma or GED	34.0%	10.2%
Some college, no degree	26.0%	25.5%
Associate's degree	8.3%	16.8%
Bachelor's Degree	19.0%	20.6%
Master's degree or above	7.0%	24.2%
Other (please specify)	n/a	1.6%

The chart above displays Kankakee County census demographics compared to the community survey sample results. In comparison with Kankakee County census demographics, the survey sample does not represent all Kankakee County residents. However, there are similarities with categories such as race/ethnicity and education. The community survey elicited 778 responses in total. Overall, the survey sample had a large number of female respondents (81%) compared to the 51% living in Kankakee County. Most survey respondents were white (91.5%) which is similar to the composition of Kankakee County at 81.2%. Forty five percent of the respondents were 44 years of age or younger, and 54% were 45 years and older.

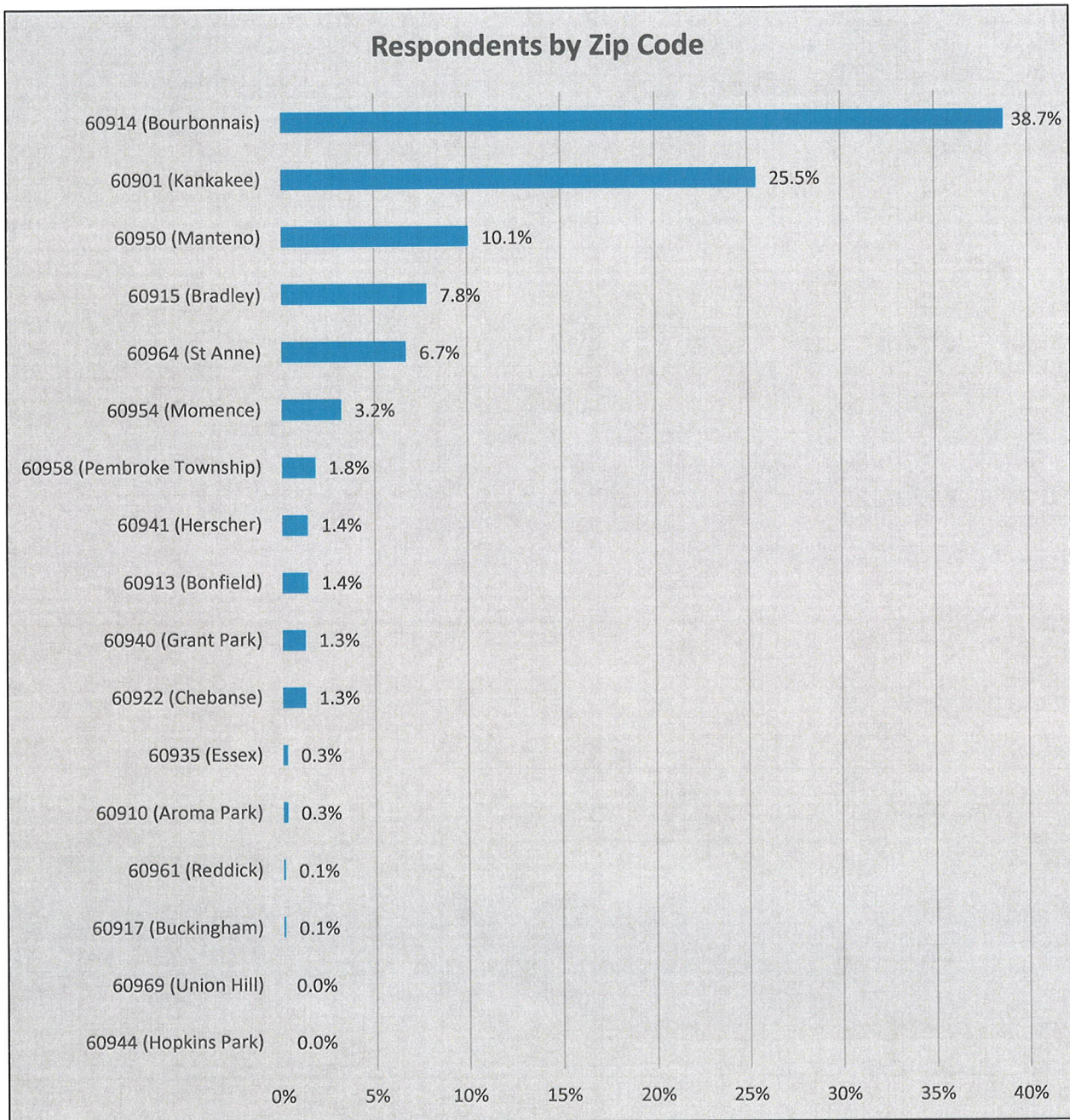


Of the respondents surveyed, the majority (62.5%) are married or in a civil union while 21.1% of respondents are single. Seventy percent of the respondents have lived in Kankakee County for 16 years or more. Half of the respondents have an annual gross income of \$35,000 to \$99,999. The median income for Kankakee County is \$54,697. See the graphs below for more detailed demographic information.





Survey responses were recorded from 90% of the zip codes within Kankakee County. The zip code with the highest survey participation was 60914, Bourbonnais, with 39.4% of the respondents, which is 16.4% of the county population. The second highest was the city of Kankakee 25.1% of the respondents, which is 24.2% of the county population.

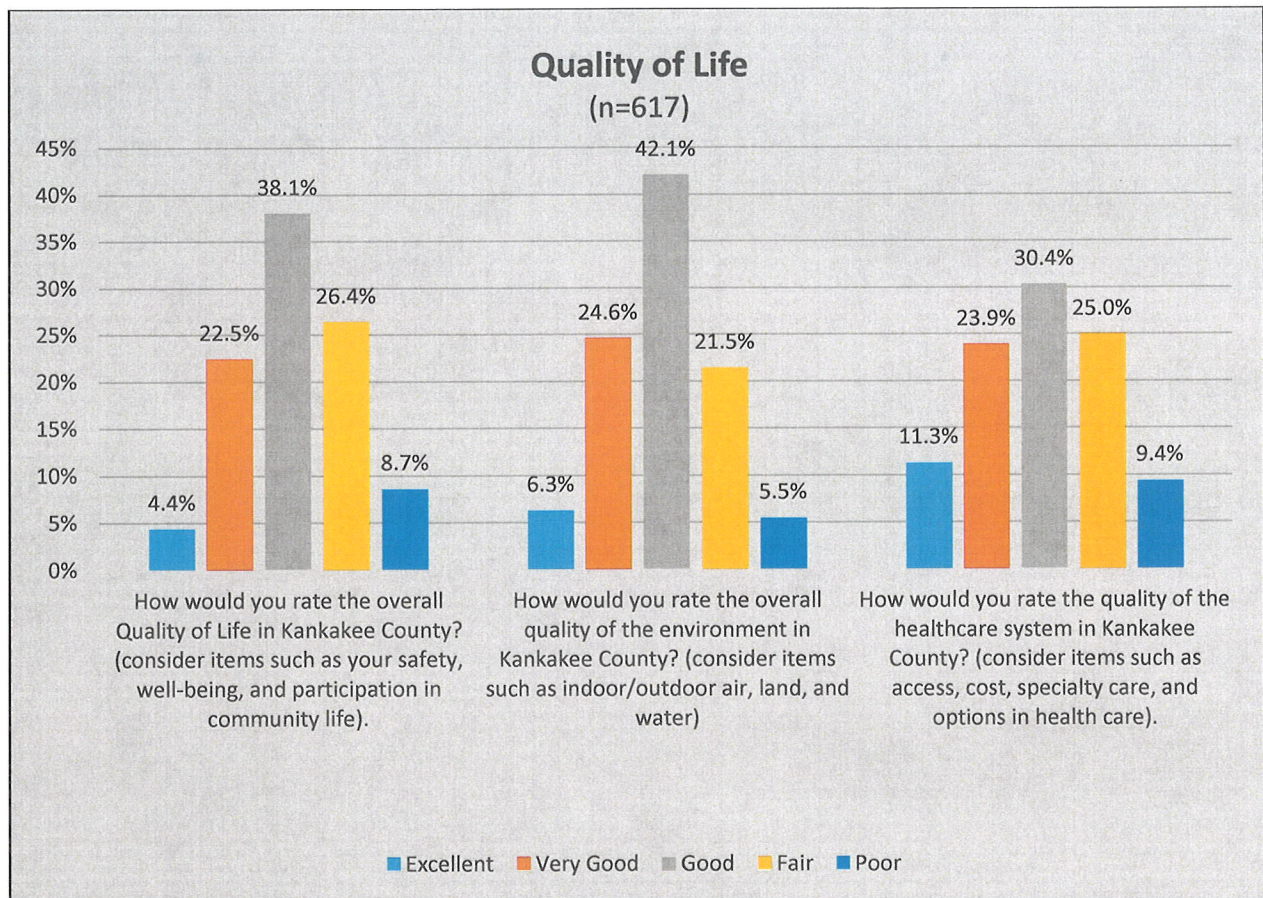




## Community Themes and Strengths Findings

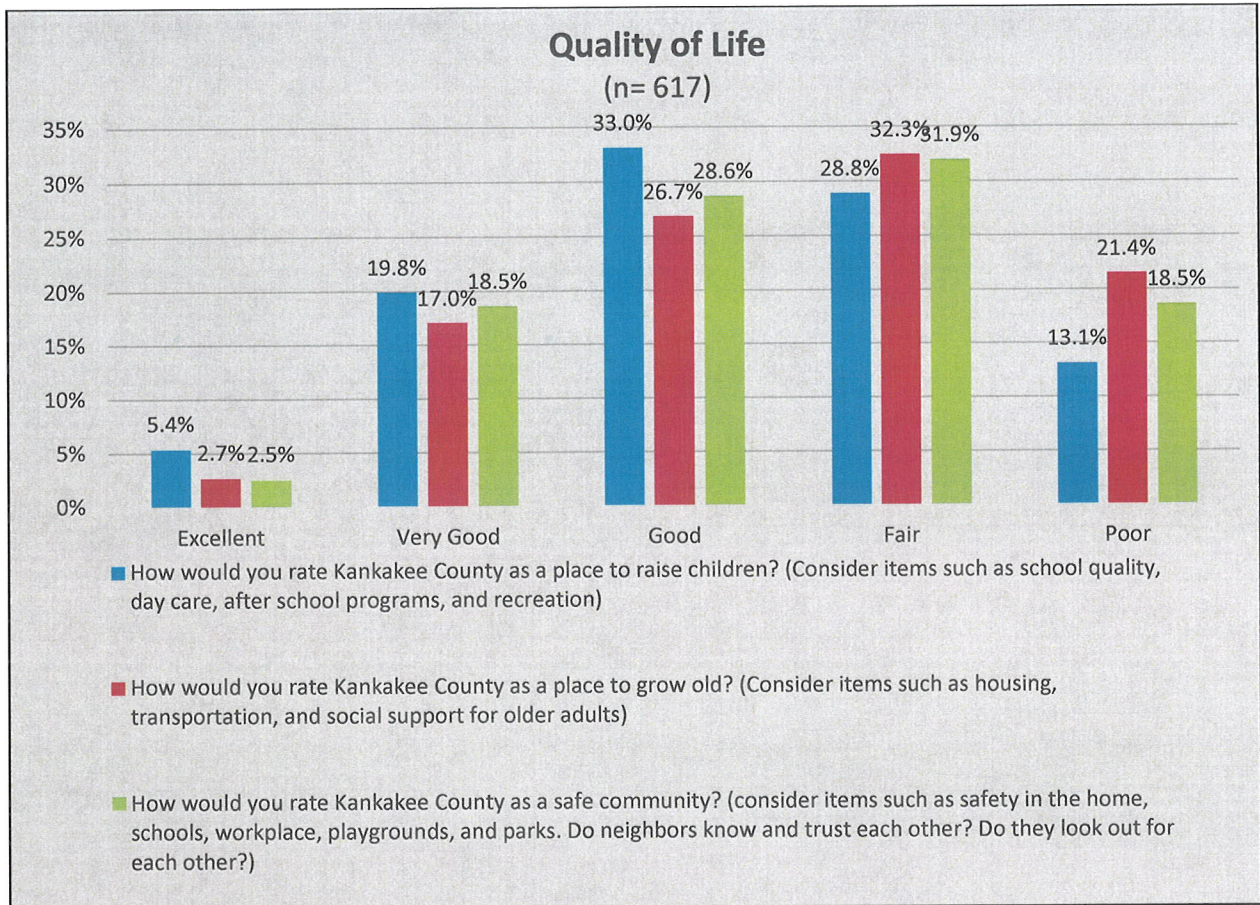
### Quality of Life

For this section of the survey, respondents were asked a series of questions about the quality of life in Kankakee County, and were asked to mark the rating which most closely matched their opinion.



When asked about the overall quality of life in Kankakee County, 60% of respondents selected good or very good. Sixty five percent of respondents rated the overall quality of the environment (such as indoor/outdoor air, land, and water) as good or very good. Of the 617 that responded to this question, 55% rated the healthcare system in Kankakee County as good or very good.





When asked how to rate Kankakee County as a place to raise children, 53% of the respondents selected good or very good. Only 44% of respondents rated Kankakee County as a good or very good place to grow old, while 53% rated this question as fair or poor. Forty seven percent of the respondents rated Kankakee County as a safe place to live as “good” or “very good.”

## Open Responses

Of the respondents, 206 provided comments to further explain their selections to the above questions. Analysis of the responses identified several themes within the responses, as listed below:

### Safety and Crime

The largest percentage (37.4%) of responses reflected the issue of feeling safe in their neighborhood or in parts of the county, and the prevalence of crime in Kankakee County. Gun violence, drugs, and gang activity, particularly in the city of Kankakee, is of significant concern to many of the respondents.

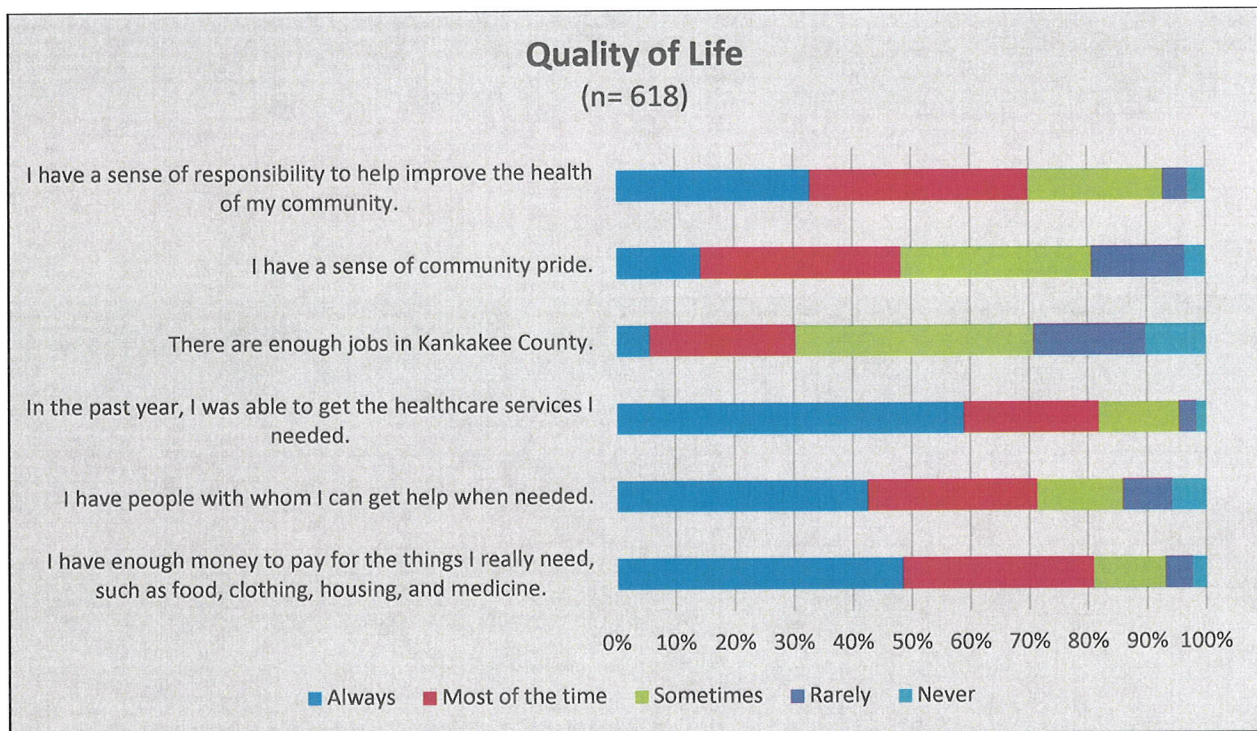
### Education



Around 6% of the respondents identified the education system within Kankakee County as a concern. Several respondents said that the quality of education is different based on location within the county. Lack of funding for school improvement and to adequately address the needs of students was also mentioned as a concern among several respondents.

### Access to Healthcare

Nearly 4% of the responses addressed barriers to healthcare services. These barriers include high costs of healthcare in this area, transportation to healthcare services for individuals living in rural areas of the county, healthcare for older adults, and acceptance of various types of health insurance, including state and private insurance.



When asked if respondents had enough money to pay for the things they really need, 83% selected “always” or “most of the time.” Seventy one percent of the respondents selected that they can get help when needed “always” or “most of the time.” Respondents stated that in the past year, 82% were able to get the health services they needed “always” or “most of the time.”

### Open Responses

Of the respondents, 130 provided comments to further explain their selections to the above questions. Analysis of the responses identified several themes within the responses, as listed below:

#### Low-wage Jobs



Nearly 14% of the respondents identified low-wage jobs as a significant issue that impact the quality of life in Kankakee County. It was noted in the responses that many of the jobs available are low paying and do not offer benefits. Several individuals described having a job that does not pay enough to support their family or having to work multiple jobs to earn enough.

### **Lack of Jobs**

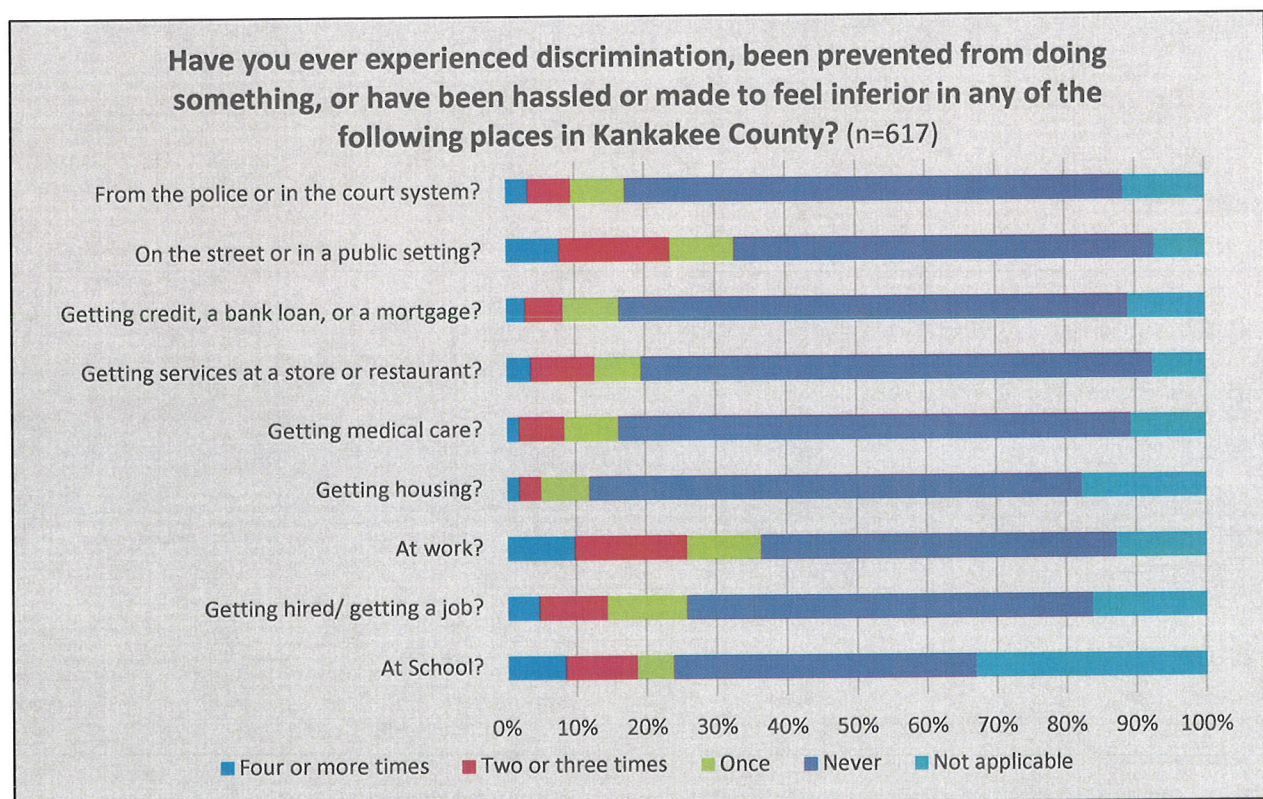
Lack of jobs (11.5%) was identified as a significant issue for respondents. Respondents identified the need for more businesses and manufacturing companies in Kankakee County that can provide more jobs to Kankakee County residents.

### **Lack of skilled workers**

Nearly 4% of the respondents identified that there are not enough individuals that require the skills needed to obtain and keep a job. An increase in programs and education to build skills was noted as a solution to this issue.

### **Health Equity**

An important aspect of identifying the strengths and themes within a community related to health equity is to assess perceptions of discrimination. Respondents were asked to identify areas in which they have experienced any type of discrimination in Kankakee County. The top three areas in which respondents experienced discrimination one or more times is at work (35.7%), on the street or in a public setting (32.3%), and getting hired/ getting a job (25%).



Respondents were asked again within the survey if they have ever experienced discrimination. Within their home, 82.9% rarely or never experienced discrimination. Close to 46% of respondents rated that residents experience discrimination rarely or never in their neighborhood or community. The perception of discrimination beyond their community is much higher, with 12.1% of respondents rating “rarely” or “never” to residents experiencing discrimination in Kankakee County.

## **Open Responses**

Of the respondents, 96 provided comments further explain their selections to the above questions. Analysis of the responses identified several themes within the responses, as listed below:

### **Discrimination in the school setting**

Several respondents (9.4%) commented on discrimination including bullying and racial discrimination among students and with hiring practices within the school system.

### **Discrimination against race**

Close to 8% of the respondents commented on experiences of racial discrimination within Kankakee County. Among these comments, respondents mentioned experiencing discrimination related to interracial families. Several respondents commented on racial discrimination being an issue for Kankakee County as a whole, and in areas within the county.

### **Discrimination against women**

Around 6% of the respondents identified discrimination against women living in Kankakee County. Examples provided in these responses include women being less respected than men in the workplace setting and wage differences.

## **Social Issues**

Respondents were asked to rate social issues in their home, their neighborhood or community, and in Kankakee County. Each question was rated as always, most of the time, sometimes, rarely, and never. Issues that are ranked low in the always or most of the time category indicate that these are significant concerns to the residents of Kankakee County. Access to interpreter services was identified as the most important social concern for residents in their home and in their neighborhood or community. These results may be less valid, since they were not given the option of not applicable, even if interpreter services were not needed in their home or neighborhood/ community. Respondents rated being able to live in a safe neighborhood as the primary social concern for Kankakee County as a whole. Being able to find good jobs and live in a healthy economy was the second most important social issue for respondents in all three



settings, their home, neighborhood/community, and in Kankakee County. The third most important significant social concern for residents in their home is the ability to participate in arts, culture, and community events. See the table below for detailed information about the

In their Home	In their Neighborhood or Community	In Kankakee County
1. Access to interpreter services*	1. Access to interpreter services*	1. Live in a safe neighborhood
2. Being able to find good jobs and live in a healthy economy	2. Being able to find good jobs and live in a healthy economy	2. Being able to find good jobs and live in a healthy economy
3. Participate in arts, culture, and community events	3. Find importance in racial/ethnic diversity	3. Youth practice healthy behaviors
4. Those with disabilities have access to services	4. Pay for healthcare	4. Pay for healthcare
5. Live in affordable housing	5. Youth practice healthy behaviors	5. Adults practice healthy behaviors

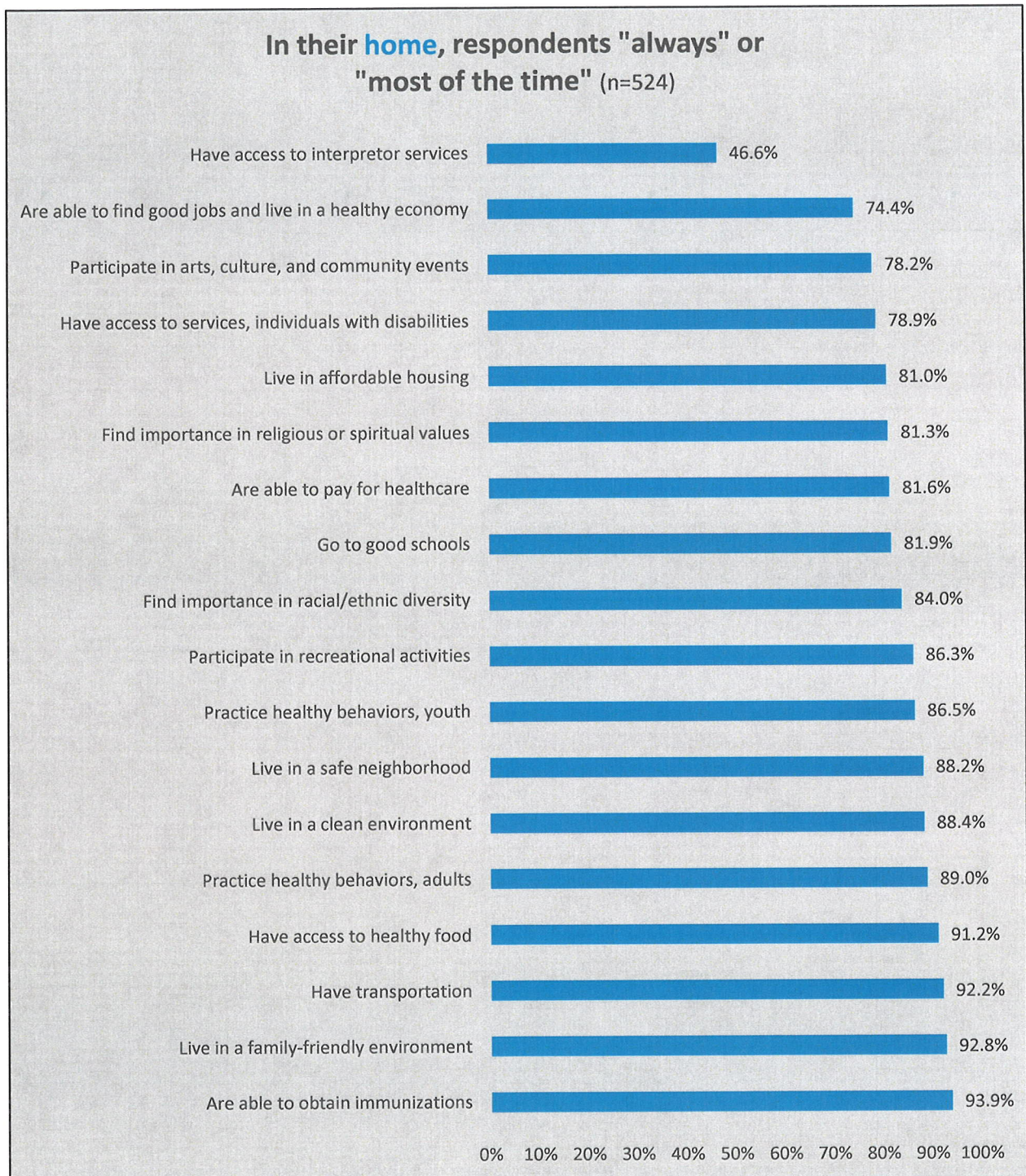
top five social concerns in each category.

\* These results may be less valid, since they were not given the option of not applicable, even if interpreter services were not needed in their home or neighborhood/ community

The next three charts provide detailed information about all of the social issues that respondents rated in the survey. It is important to identify the social issues that respondents rate highest (always or most of the time), indicating these issues are of the least concern. Respondents indicated that in their home and in their neighborhood or community, access to immunizations and living in a family-friendly environment were rated as the highest social issues. Having transportation was the third highest issue for residents in their home. In the neighborhood or community, living in a clean environment was rated the third highest. For

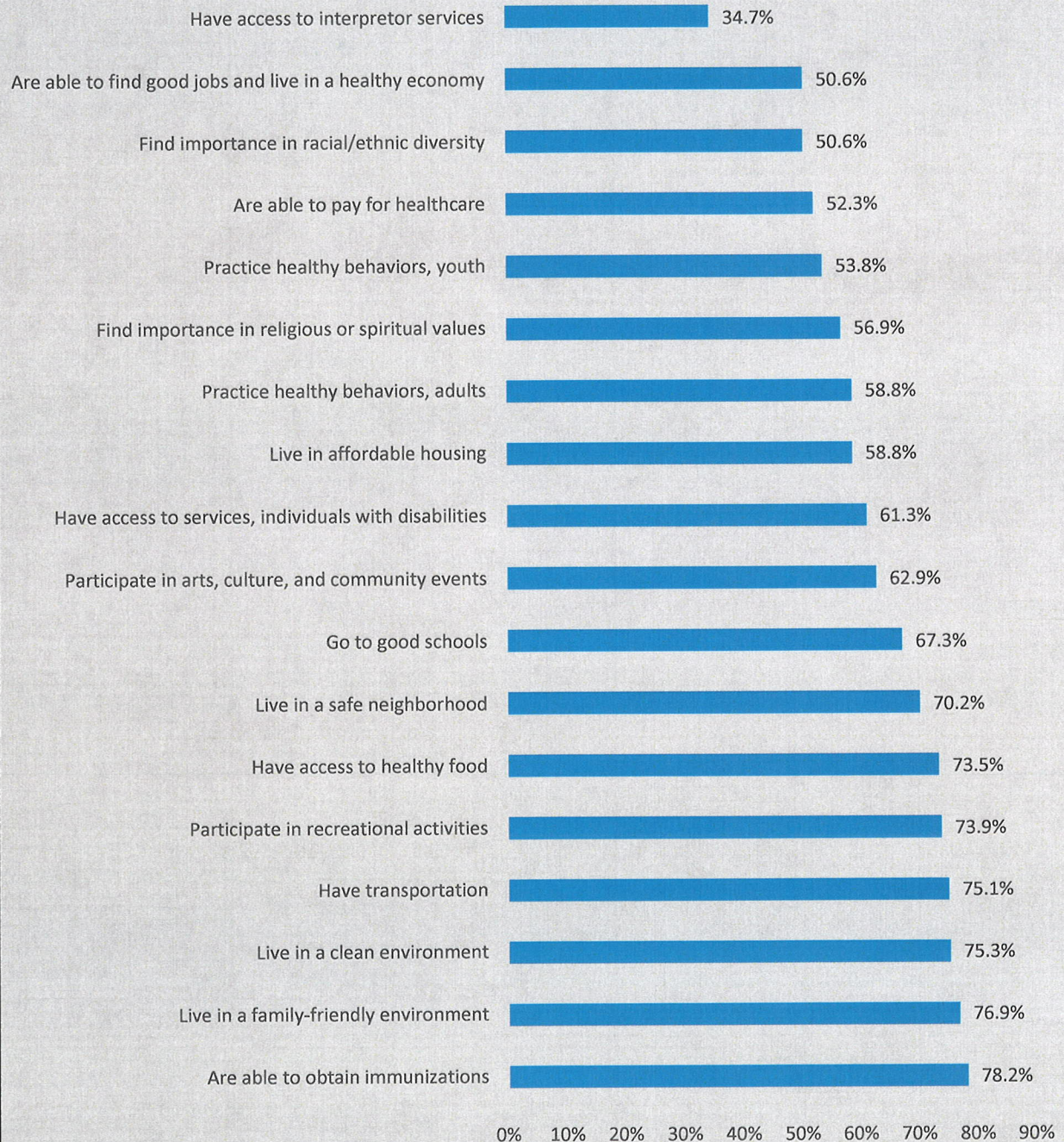


Kankakee County, respondents rated participation in recreational activities, access to immunizations, and access to healthy foods are the top three highest rated social issues.

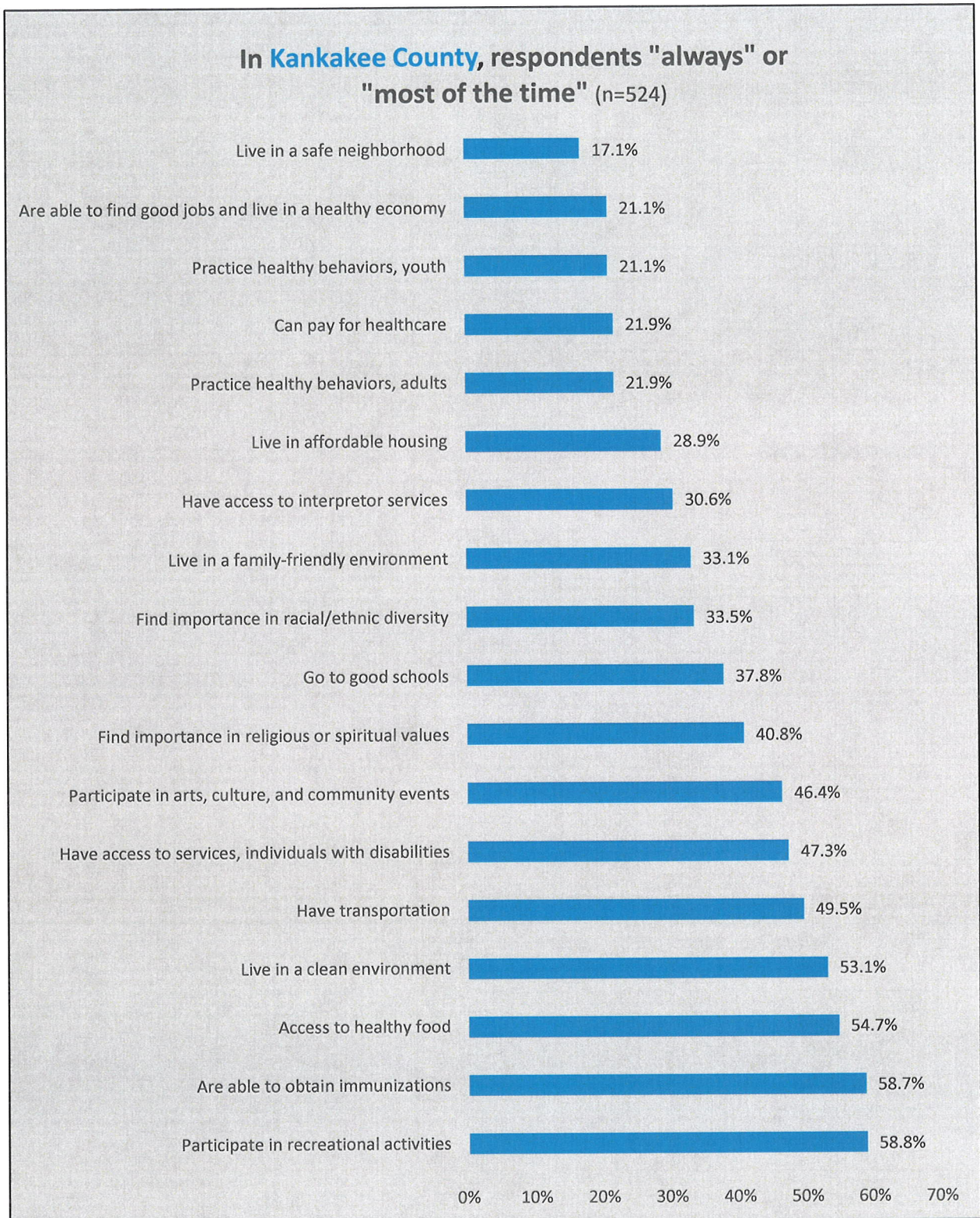




**In their *neighborhood or community*, residents "always" or  
"most of the time" (n=524)**







## Open Responses

Of the respondents, 79 provided comments further explain their selections to the above questions. It is important to note that the largest percentage of respondents (8.9%) provided comments related to difficulty determining what social issues are impacting individuals outside of their home or Kankakee County. Several comments suggested adding “not applicable” as an optional response category. Analysis of the responses identified several themes within the responses, as listed below:

### Healthcare

Around 10% of respondents identify healthcare as a significant issue within Kankakee County. Comments related to healthcare include the high cost as a barrier to access and the high rate of residents that qualify for state insurance, Medicaid.

### Safety

Close to 8% of the survey respondents commented on safety as a significant social issue. Several of the respondents mention the feeling of safety of within their home or neighborhood/community. Several respondents commented on the concerns for environmental safety within Kankakee County.

### Lack of Diversity

Around 5% of the respondents commented on the lack of diversity within Kankakee County. Comments related to this social issue include not having an appreciation for diversity within the county and the need for increased diversity, more appreciated for diversity, and diversity training.

### Health Issues

Respondents were asked to rate health issues in their home, their neighborhood or community, and in Kankakee County. Each question was rated as not a problem, a small problem, somewhat a problem, a large problem, and don't know/not applicable. Issues that are ranked high the categories of somewhat a problem or a large problem indicate that these are significant health concerns for the residents of Kankakee County. The top three health concerns for residents in their homes is depression/ anxiety, other mental health issues, and dementia/Alzheimer's disease. In their neighborhood or community, respondents indicated that youth violence, underage drinking, and illegal drug use are the most significant health issues. The respondents rated illegal drug use, domestic abuse, and dementia/ Alzheimer's disease as the top three health concerns in Kankakee County as a whole. See the chart below for detailed information. It is important to note that the percentage of respondents that identify health issues as primary



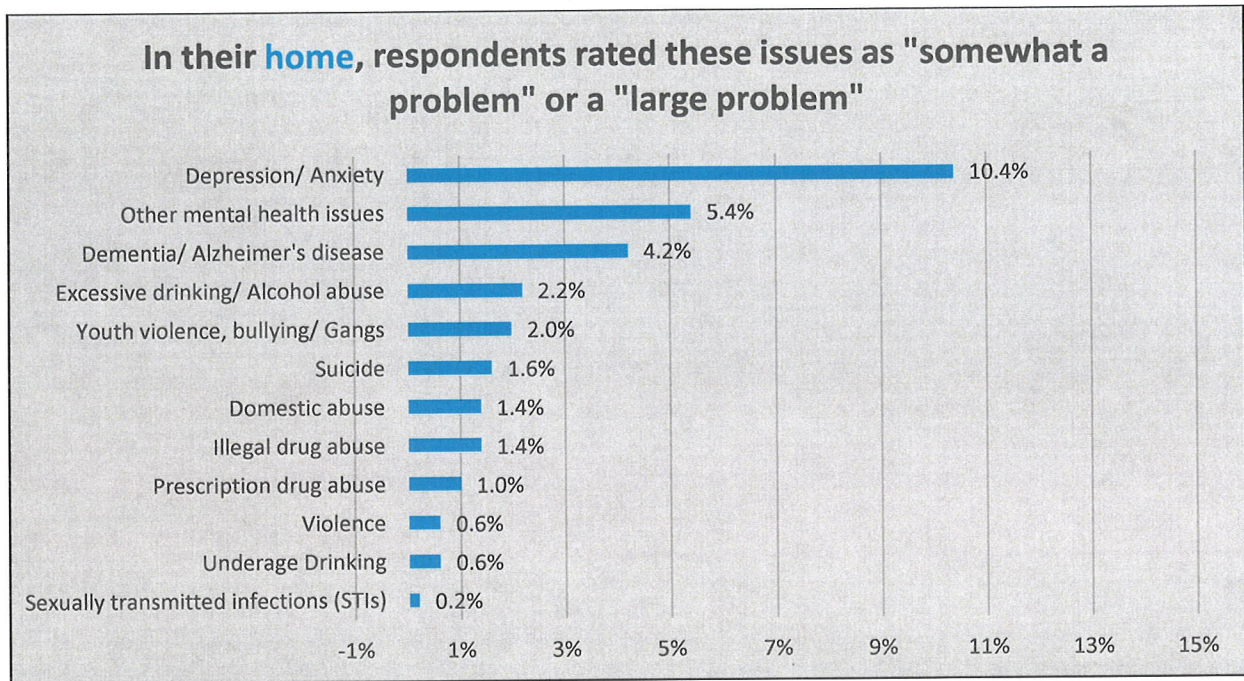
concerns in their home are range from 2%-10.4% and increase significantly to 36.8%-44.5% in the neighborhood/ community, and then nearly double to 76.6%-95.8% for Kankakee County.

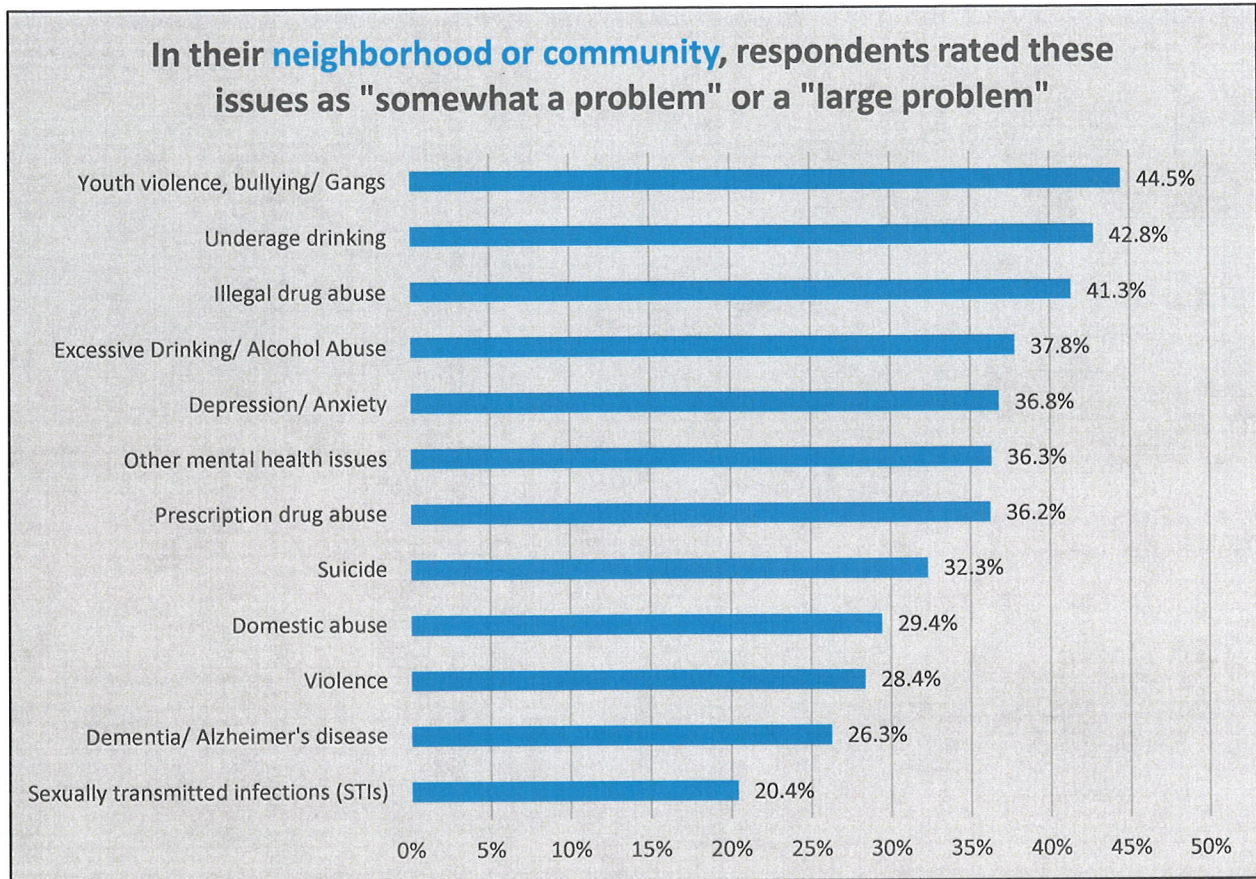
At Home	In their Neighborhood or Community	In Kankakee County
1. Depression/ Anxiety	1. Youth violence, bullying/ gangs	1. Illegal Drug Abuse
2. Other mental health issues	2. Underage Drinking	2. Domestic abuse
3. Dementia/ Alzheimer's disease	3. Illegal Drug Abuse	3. Dementia/ Alzheimer's disease
4. Excessive drinking/ Alcohol abuse	4. Excessive Drinking/ Alcohol Abuse	4. Other Mental Health issues
5. Youth violence, bullying/ Gangs	5. Depression/ Anxiety	5. Sexually transmitted infections (STIs)

The charts below provide detailed information on all health issues the respondents were asked to rate on the survey. The health issues that were rated the lowest in each of the categories indicates respondents are the least concerned with these health issues. In the home, respondents rated the lowest health issues as violence, underage drinking, and sexually transmitted infections (STIs). Respondents rated the lowest in the neighborhood or community violence, dementia/ Alzheimer's disease, and sexually transmitted infections (STIs). Violence



and underage drinking are noted to be of least concern to the respondents for Kankakee County, along with youth violence, bullying/gangs.





## Open Responses

Of the respondents, 61 provided comments further explain their selections to the above questions about health issues. Analysis of the responses identified several themes within the responses, as listed below:

### Lack of Resources

Around 18% of the respondents commented on the lack of community resources available to Kankakee County residents. The majority of individuals commented on the lack of mental health services. Several individuals commented on the need for increased services to prevent and treat substance abuse.

### Violence

Violence was a common theme among 8% of the respondents. Comments with this theme include a general impression of violence in Kankakee County, or in specific areas on the county.

### Bullying

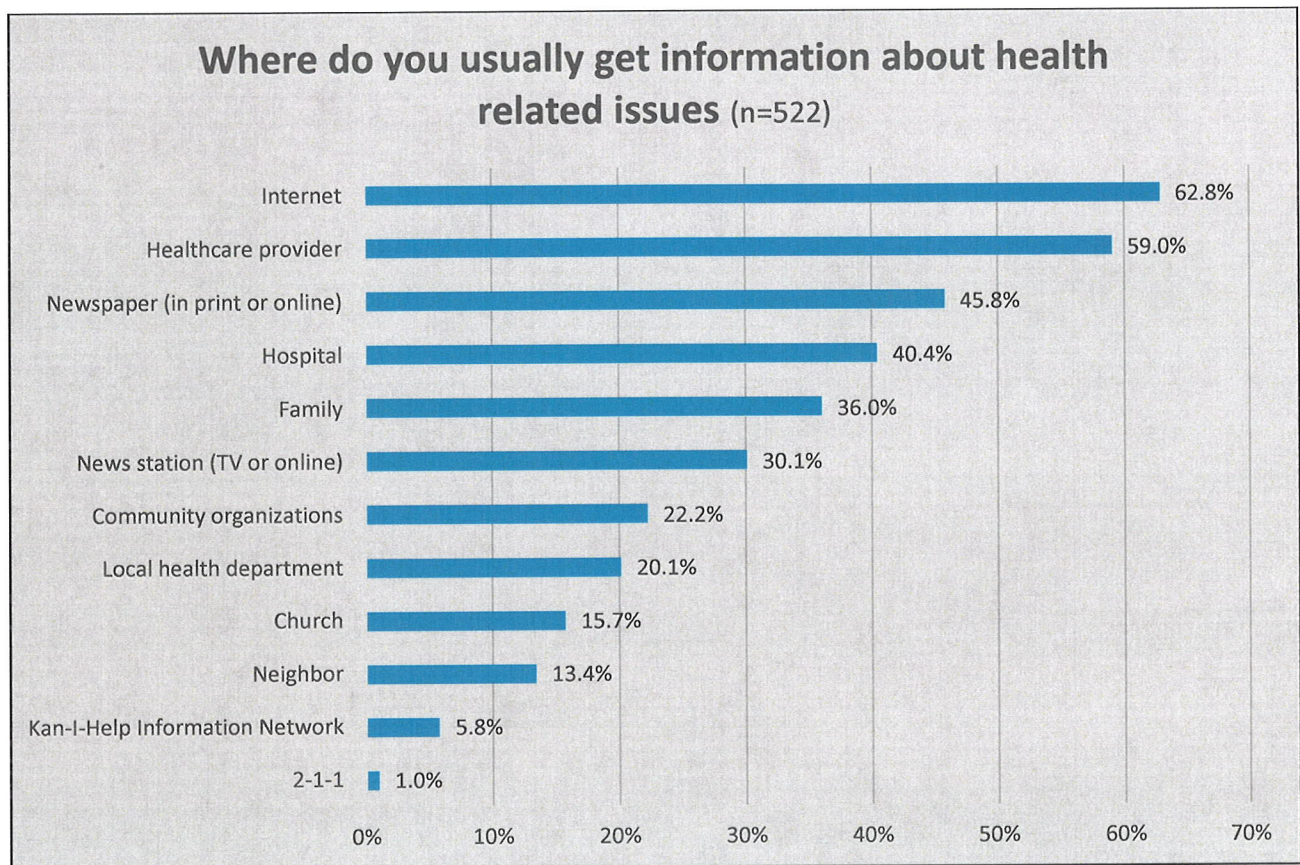


Close to 8% of respondents commented on bullying. Most of the respondents commented on their children experiencing bullying in the school setting.

## Information and Services

### Resources

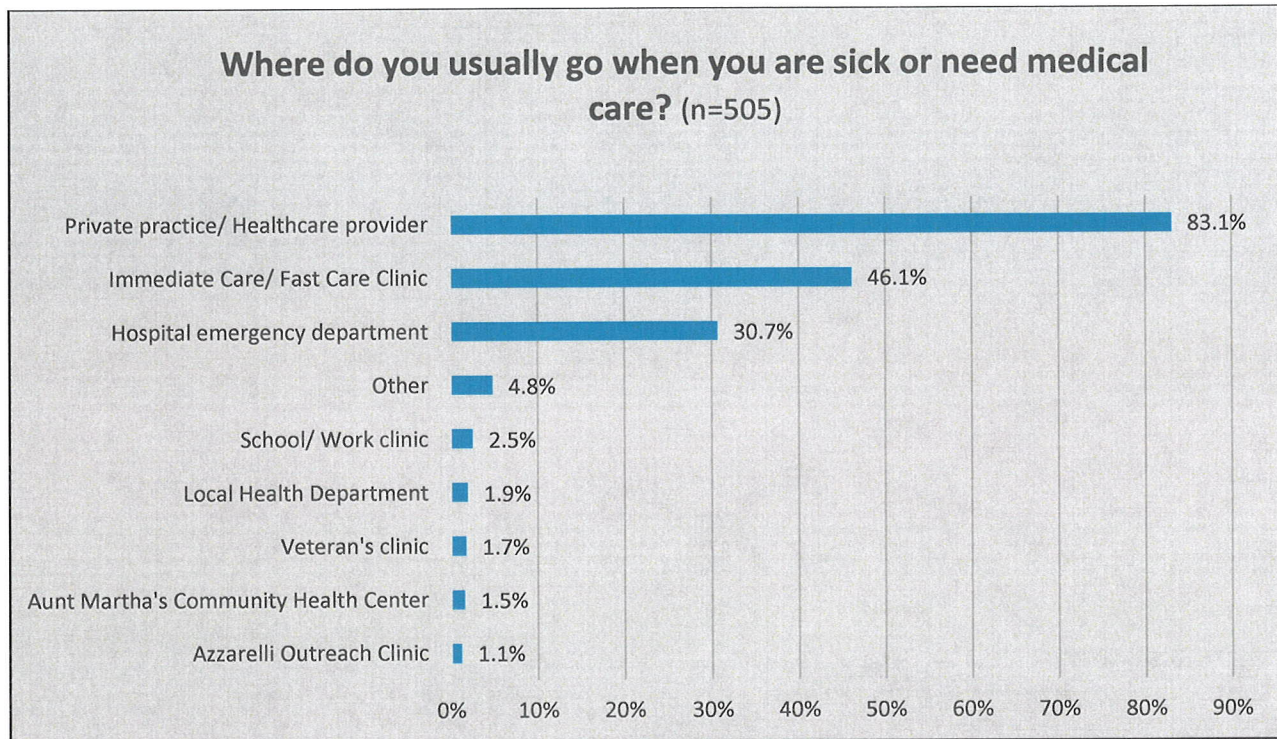
Respondents were asked to select where they get health related information. The top five resources that were selected include the internet (62.8%), their healthcare provider (59%), the newspaper (in print or online) (45.8%), the hospital (40.4%), and family (36%).



### Access to Health Care

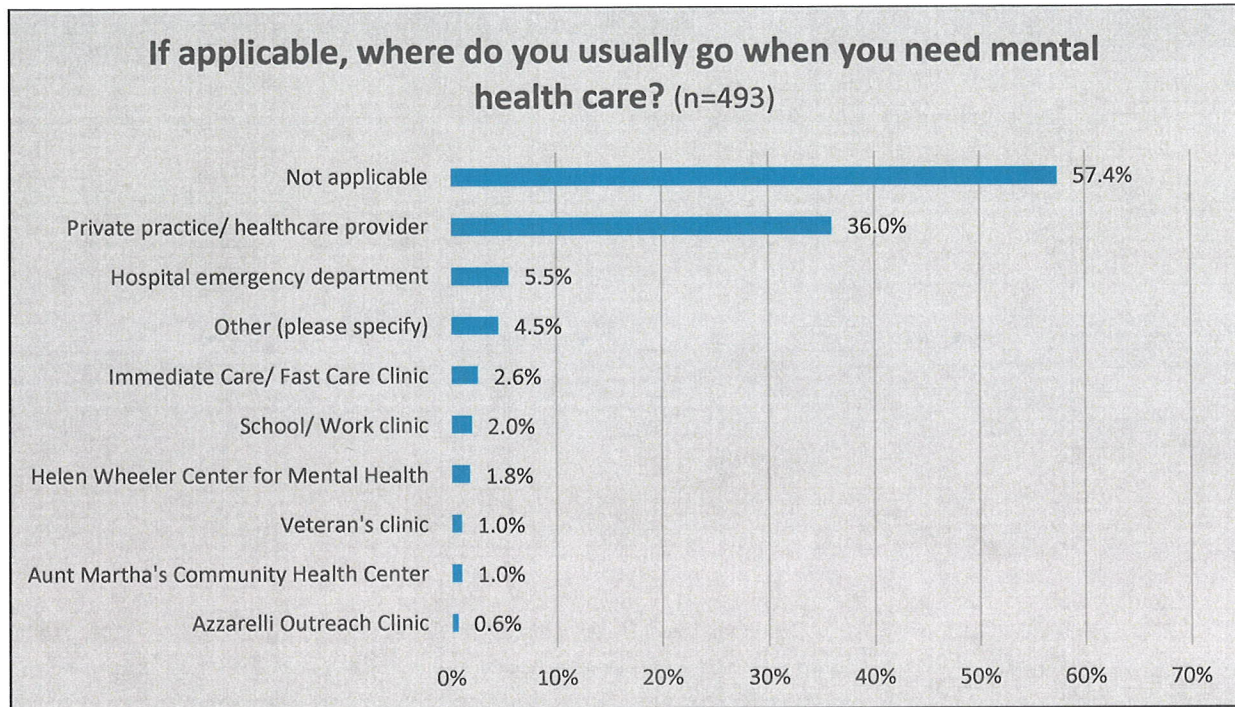
Having adequate access to health care is important for individuals to receive preventative health care and treatment of diseases, illness, and injuries. Respondents were asked to select where they go for health care services. The highest three places that individuals access health care are their healthcare provider (83.1%), Immediate care/ fast care clinic (46.1%), and the

hospital emergency department (30.7%). Close to 5% of the respondents selected “other” for health care services, and gave comments for options other than those provided: going out of county (up north or Cook County) and not being able to afford health care services.

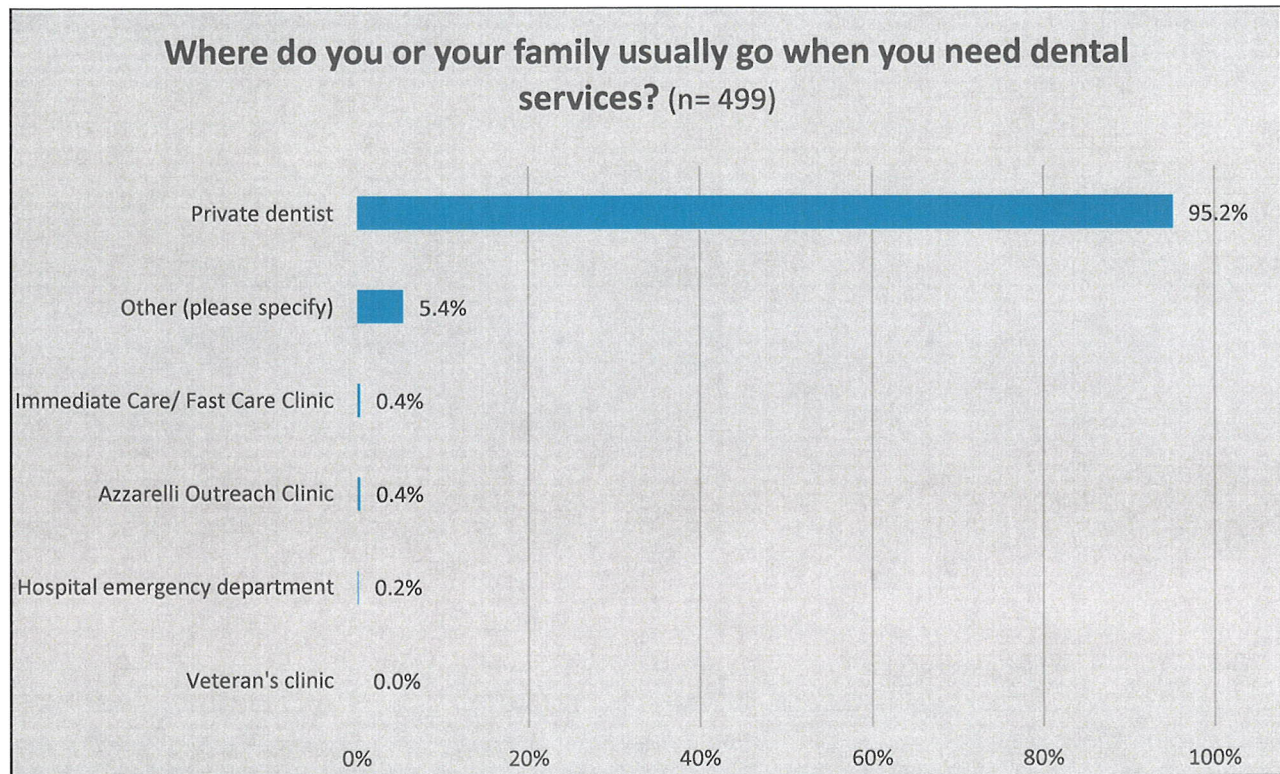


Adequate access to mental health care is important to the mental health and well-being for individuals who need mental health services. The majority of respondents (57.4%) selected not applicable for this question. Of those that responded, the highest percentage of individuals selected private practice/ healthcare provider (36%). A much smaller percentage of individuals selected the hospital emergency department (5.5%). Close to 5% of the respondents selected “other,” and included the following comments: unable to afford mental health services, church, another county, KC-CASA.



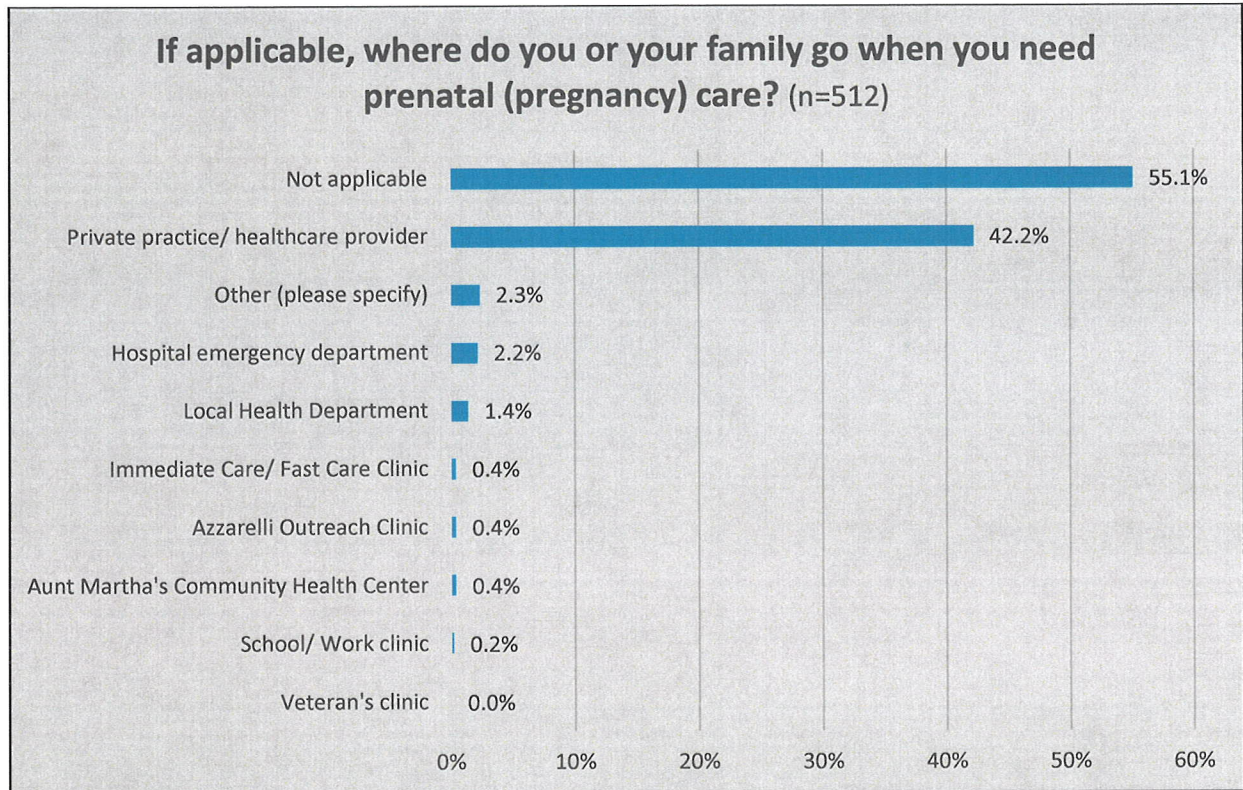


Dental health is an important component of overall health and well-being for adults and children. Respondents were asked to select “where do you or your family go when you need dental services?” The largest majority of respondents (95.1%) selected a private dentist. Around 5% of respondents selected “other;” most of these respondents listed going out of Kankakee County for dental services, and several individuals commented they are unable to afford dental services.



Access to adequate prenatal care early in pregnancy results in improved pregnancy outcomes for women and infants. Respondents were asked to select where to access prenatal (pregnancy) care? Over 50% of the respondents selected “not applicable” to this question. Of those that selected another response, 42.2% selected private practice/ health care provider. Around 2% selected “other,” comments for this included prenatal services out of this county. Around 2% of the respondents selected the local health department, which provides family case management and WIC services for pregnant women.





## Open Responses

Of the respondents, 43 provided comments further explain their selections to the above questions about access to information and health care services. Analysis of the responses identified several themes within the responses, as listed below:

### Inadequate Care

Respondents provided comments on negative personal experiences related to health care, and specific services that are inadequate in this county: dental services and obstetric services.

### Private Coverage

Around 9% of the respondents provided comments related to private insurance coverage, in which individuals are able to access health care providers.

### Access to Care

Close to 7% of the respondents commented on barriers to access to health care services, which include available mental health services, getting an appointment with a private health care provider, and navigating health services with state insurance (Medicaid).

## **Appendix A**

Kankakee County Community Assessment

Survey in English and Spanish





## 2018 Kankakee County Community Assessment

### Introduction

- Thank you for taking this survey
- The purpose of this survey is to gather your thoughts about the health and quality of life in our Kankakee County.
- Your feedback will be used to develop a plan to improve the health of Kankakee County's public health system, and improve the health of residents like you and your family.
- This is an anonymous survey, and your answers cannot be linked to you in any way.
- This survey will take about 10 to 15 minutes to complete.
- Please only complete this survey ONE time.

\* 1. Do you live in Kankakee County?

☐ Yes

☐ No



## 2018 Kankakee County Community Assessment

\* 2. In which Kankakee County zip code do you live?

- |   |   |
|---|---|
| <input type="radio"/> 60901 (Kankakee)    | <input type="radio"/> 60941 (Herscher)          |
| <input type="radio"/> 60910 (Aroma Park)  | <input type="radio"/> 60944 (Hopkins Park)      |
| <input type="radio"/> 60913 (Bonfield)    | <input type="radio"/> 60950 (Manteno)           |
| <input type="radio"/> 60914 (Bourbonnais) | <input type="radio"/> 60954 (Momence)           |
| <input type="radio"/> 60915 (Bradley)     | <input type="radio"/> 60958 (Pembroke Township) |
| <input type="radio"/> 60917 (Buckingham)  | <input type="radio"/> 60961 (Reddick)           |
| <input type="radio"/> 60922 (Chebanse)    | <input type="radio"/> 60964 (St Anne)           |
| <input type="radio"/> 60935 (Essex)       | <input type="radio"/> 60969 (Union Hill)        |
| <input type="radio"/> 60940 (Grant Park)  |   |

\* 3. What is your age range?

- |   |   |
|---|---|
| <input type="radio"/> 17 years or younger | <input type="radio"/> 45 to 54 years    |
| <input type="radio"/> 18 to 24 years      | <input type="radio"/> 55 to 64 years    |
| <input type="radio"/> 25 to 34 years      | <input type="radio"/> 65 years or older |
| <input type="radio"/> 35 to 44 years      |   |

\* 4. What sex you most identify with?

- ☐ Male
- ☐ Female
- ☐ Other (please specify)



\* 5. What race to most identify with?

- |   |   |
|---|---|
| <input type="radio"/> Asian                           | <input type="radio"/> Native Hawaiian/ Pacific Islander |
| <input type="radio"/> Black/ African American         | <input type="radio"/> White/ Caucasian                  |
| <input type="radio"/> Native American/ Alaskan Native |   |
| <input type="radio"/> Other (please specify)          |   |

\* 6. What is the primary language spoken in your home?

- ☐ English
- ☐ Spanish
- ☐ Other (please specify)

\* 7. How long have you lived in Kankakee County?

- ☐ 5 years or less
- ☐ 6 to 10 years
- ☐ 11 to 15 years
- ☐ 16 years or more

\* 8. What is your marital status?

- ☐ Single/ Never married
- ☐ Married/ Civil Union
- ☐ Separated/ Divorced
- ☐ Widowed

\* 9. What is your highest level of education?

- |  |  |
|--|--|
| <input type="radio"/> 9th grade or less            | <input type="radio"/> Associate's degree       |
| <input type="radio"/> Some high school, no diploma | <input type="radio"/> Bachelor's degree        |
| <input type="radio"/> High school diploma or GED   | <input type="radio"/> Master's degree or above |
| <input type="radio"/> Some college, no degree      |  |
| <input type="radio"/> Other (please specify)       |  |

\* 10. What is your gross annual HOUSEHOLD income (before taxes)?

- |  |  |
|--|--|
| <input type="radio"/> Less than \$10,000     | <input type="radio"/> \$50,000 to \$74,999   |
| <input type="radio"/> \$10,000 to \$14,999   | <input type="radio"/> \$75,000 to \$99,999   |
| <input type="radio"/> \$15,000 to \$24,999   | <input type="radio"/> \$100,000 to \$149,999 |
| <input type="radio"/> \$25,000 to \$34,999   | <input type="radio"/> \$150,000 to \$199,999 |
| <input type="radio"/> \$35,000 to \$49,999   | <input type="radio"/> \$200,000 or more      |
| <input type="radio"/> Other (please specify) |  |





## 2018 Kankakee County Community Assessment

### Part I: Quality of Life

**Part I of this survey asks questions about the "Quality of Life" in our community. When completing this section, please keep in mind that the quality of life is defined as your personal satisfaction/ happiness or dissatisfaction/ unhappiness with the conditions in which you live.**

11. Please mark the rating which most closely matches your opinion

	Excellent	Very Good	Good	Fair	Poor
How would you rate the overall Quality of Life in Kankakee County? (consider items such as your safety, well-being, and participation in community life).	<input type="radio"/>	<input type="radio"/>	<input type="radio"/>	<input type="radio"/>	<input type="radio"/>
How would you rate the overall quality of the environment in Kankakee County? (consider items such as indoor/outdoor air, land, and water)	<input type="radio"/>	<input type="radio"/>	<input type="radio"/>	<input type="radio"/>	<input type="radio"/>
How would you rate the quality of the healthcare system in Kankakee County? (consider items such as access, cost, specialty care, and options in health care).	<input type="radio"/>	<input type="radio"/>	<input type="radio"/>	<input type="radio"/>	<input type="radio"/>

12. Please mark the rating which most closely matches your opinion

	Excellent	Very Good	Good	Fair	Poor
How would you rate Kankakee County as a place to raise children? (Consider items such as school quality, day care, after school programs, and recreation)	<input type="radio"/>	<input type="radio"/>	<input type="radio"/>	<input type="radio"/>	<input type="radio"/>
How would you rate Kankakee County as a place to grow old? (Consider items such as housing, transportation, and social support for older adults)	<input type="radio"/>	<input type="radio"/>	<input type="radio"/>	<input type="radio"/>	<input type="radio"/>
How would you rate Kankakee County as a safe community? (consider items such as safety in the home, schools, workplace, playgrounds, and parks. Do neighbors know and trust each other? Do they look out for each other?)	<input type="radio"/>	<input type="radio"/>	<input type="radio"/>	<input type="radio"/>	<input type="radio"/>

13. Optional comments to help us understand your responses above

14. Please mark the statement (always, most of the time, sometimes, rarely, never) that most closely matches your opinion.

	Always	Most of the time	Sometimes	Rarely	Never
I have enough money to pay for the things I really need, such as food, clothing, housing, and medicine.	<input type="radio"/>	<input type="radio"/>	<input type="radio"/>	<input type="radio"/>	<input type="radio"/>
I have people with whom I can get help when needed.	<input type="radio"/>	<input type="radio"/>	<input type="radio"/>	<input type="radio"/>	<input type="radio"/>
In the past year, I was able to get the healthcare services I needed.	<input type="radio"/>	<input type="radio"/>	<input type="radio"/>	<input type="radio"/>	<input type="radio"/>



15. Please mark the statement (always, most of the time, sometimes, rarely, never) that most closely matches your opinion.

	Always	Most of the time	Sometimes	Rarely	Never
There are enough jobs in Kankakee County.	<input type="radio"/>	<input type="radio"/>	<input type="radio"/>	<input type="radio"/>	<input type="radio"/>
I have a sense of community pride.	<input type="radio"/>	<input type="radio"/>	<input type="radio"/>	<input type="radio"/>	<input type="radio"/>
I have a sense of responsibility to help improve the health of my community.	<input type="radio"/>	<input type="radio"/>	<input type="radio"/>	<input type="radio"/>	<input type="radio"/>

16. Optional comments to help us understand your responses above

17. Have you ever experienced discrimination, been prevented from doing something, or have been hassled or made to feel inferior in any of the following situations in Kankakee County? Please keep in mind that your responses are anonymous and cannot be linked to you in any way.

	Four or more times	Two or three times	Once	Never	Not applicable
At School?	<input type="radio"/>	<input type="radio"/>	<input type="radio"/>	<input type="radio"/>	<input type="radio"/>
Getting hired/ getting a job?	<input type="radio"/>	<input type="radio"/>	<input type="radio"/>	<input type="radio"/>	<input type="radio"/>
At work?	<input type="radio"/>	<input type="radio"/>	<input type="radio"/>	<input type="radio"/>	<input type="radio"/>
Getting housing?	<input type="radio"/>	<input type="radio"/>	<input type="radio"/>	<input type="radio"/>	<input type="radio"/>
Getting medical care?	<input type="radio"/>	<input type="radio"/>	<input type="radio"/>	<input type="radio"/>	<input type="radio"/>
Getting services at a store or restaurant?	<input type="radio"/>	<input type="radio"/>	<input type="radio"/>	<input type="radio"/>	<input type="radio"/>
Getting credit, a bank loan, or a mortgage?	<input type="radio"/>	<input type="radio"/>	<input type="radio"/>	<input type="radio"/>	<input type="radio"/>
On the street or in a public setting?	<input type="radio"/>	<input type="radio"/>	<input type="radio"/>	<input type="radio"/>	<input type="radio"/>
From the police or in the court system?	<input type="radio"/>	<input type="radio"/>	<input type="radio"/>	<input type="radio"/>	<input type="radio"/>

18. Optional comments to help us understand your responses above



## 2018 Kankakee County Community Assessment

Please provide your opinion on the following statements when thinking about a “Healthy Community.” Note that you are being asked to rate each issue more than once – for your home, for your neighborhood/community, and for Kankakee County as a whole. Please keep in mind that your choices are anonymous and cannot be linked to you in any way.

19. Residents have transportation (e.g. to buy food, get to appointments, get to work, get to a park/activity, etc.)...

	Always	Most of the time	Sometimes	Rarely	Never
in your home	<input type="radio"/>	<input type="radio"/>	<input type="radio"/>	<input type="radio"/>	<input type="radio"/>
in your neighborhood/community	<input type="radio"/>	<input type="radio"/>	<input type="radio"/>	<input type="radio"/>	<input type="radio"/>
in Kankakee County	<input type="radio"/>	<input type="radio"/>	<input type="radio"/>	<input type="radio"/>	<input type="radio"/>

20. Residents are able to access healthy food

	Always	Most of the time	Sometimes	Rarely	Never
in your home	<input type="radio"/>	<input type="radio"/>	<input type="radio"/>	<input type="radio"/>	<input type="radio"/>
in your neighborhood/community	<input type="radio"/>	<input type="radio"/>	<input type="radio"/>	<input type="radio"/>	<input type="radio"/>
in Kankakee County	<input type="radio"/>	<input type="radio"/>	<input type="radio"/>	<input type="radio"/>	<input type="radio"/>

21. Residents are able to pay for healthcare (e.g. provider visit, medicine)

	Always	Most of the time	Sometimes	Rarely	Never
in your home	<input type="radio"/>	<input type="radio"/>	<input type="radio"/>	<input type="radio"/>	<input type="radio"/>
in your neighborhood/community	<input type="radio"/>	<input type="radio"/>	<input type="radio"/>	<input type="radio"/>	<input type="radio"/>
in Kankakee County	<input type="radio"/>	<input type="radio"/>	<input type="radio"/>	<input type="radio"/>	<input type="radio"/>



22. Residents are able to obtain immunizations/ vaccinations

	Always	Most of the time	Sometimes	Rarely	Never
in your home	<input type="radio"/>	<input type="radio"/>	<input type="radio"/>	<input type="radio"/>	<input type="radio"/>
in your neighborhood/community	<input type="radio"/>	<input type="radio"/>	<input type="radio"/>	<input type="radio"/>	<input type="radio"/>
in Kankakee County	<input type="radio"/>	<input type="radio"/>	<input type="radio"/>	<input type="radio"/>	<input type="radio"/>

23. Residents are able to participate in recreational activities (e.g. visit parks, participate in organized activities, fishing, etc.)

	Always	Most of the time	Sometimes	Rarely	Never
in your home	<input type="radio"/>	<input type="radio"/>	<input type="radio"/>	<input type="radio"/>	<input type="radio"/>
in your neighborhood/community	<input type="radio"/>	<input type="radio"/>	<input type="radio"/>	<input type="radio"/>	<input type="radio"/>
in Kankakee County	<input type="radio"/>	<input type="radio"/>	<input type="radio"/>	<input type="radio"/>	<input type="radio"/>

24. Residents are able to live in affordable housing...

	Always	Most of the time	Sometimes	Rarely	Never
in your home	<input type="radio"/>	<input type="radio"/>	<input type="radio"/>	<input type="radio"/>	<input type="radio"/>
in your neighborhood/community	<input type="radio"/>	<input type="radio"/>	<input type="radio"/>	<input type="radio"/>	<input type="radio"/>
in Kankakee County	<input type="radio"/>	<input type="radio"/>	<input type="radio"/>	<input type="radio"/>	<input type="radio"/>

25. Residents are able to participate in arts, culture, and community events...

	Always	Most of the time	Sometimes	Rarely	Never
in your home	<input type="radio"/>	<input type="radio"/>	<input type="radio"/>	<input type="radio"/>	<input type="radio"/>
in your neighborhood/community	<input type="radio"/>	<input type="radio"/>	<input type="radio"/>	<input type="radio"/>	<input type="radio"/>
in Kankakee County	<input type="radio"/>	<input type="radio"/>	<input type="radio"/>	<input type="radio"/>	<input type="radio"/>

26. Residents live in a clean environment (e.g. air, land, water)...

	Always	Most of the time	Sometimes	Rarely	Never
in your home	<input type="radio"/>	<input type="radio"/>	<input type="radio"/>	<input type="radio"/>	<input type="radio"/>
in your neighborhood/community	<input type="radio"/>	<input type="radio"/>	<input type="radio"/>	<input type="radio"/>	<input type="radio"/>
in Kankakee County	<input type="radio"/>	<input type="radio"/>	<input type="radio"/>	<input type="radio"/>	<input type="radio"/>

27. Residents live in a family-friendly environment...

	Always	Most of the time	Sometimes	Rarely	Never
in your home	<input type="radio"/>	<input type="radio"/>	<input type="radio"/>	<input type="radio"/>	<input type="radio"/>
in your neighborhood/community	<input type="radio"/>	<input type="radio"/>	<input type="radio"/>	<input type="radio"/>	<input type="radio"/>
in Kankakee County	<input type="radio"/>	<input type="radio"/>	<input type="radio"/>	<input type="radio"/>	<input type="radio"/>

28. Residents are able to find good jobs and live in a healthy economy...

	Always	Most of the time	Sometimes	Rarely	Never
in your home	<input type="radio"/>	<input type="radio"/>	<input type="radio"/>	<input type="radio"/>	<input type="radio"/>
in your neighborhood/community	<input type="radio"/>	<input type="radio"/>	<input type="radio"/>	<input type="radio"/>	<input type="radio"/>
in Kankakee County	<input type="radio"/>	<input type="radio"/>	<input type="radio"/>	<input type="radio"/>	<input type="radio"/>

29. Residents are able to go to good schools...

	Always	Most of the time	Sometimes	Rarely	Never
in your home	<input type="radio"/>	<input type="radio"/>	<input type="radio"/>	<input type="radio"/>	<input type="radio"/>
in your neighborhood/community	<input type="radio"/>	<input type="radio"/>	<input type="radio"/>	<input type="radio"/>	<input type="radio"/>
in Kankakee County	<input type="radio"/>	<input type="radio"/>	<input type="radio"/>	<input type="radio"/>	<input type="radio"/>

30. Adult residents practice healthy behaviors and lifestyles...

	Always	Most of the time	Sometimes	Rarely	Never
in your home	<input type="radio"/>	<input type="radio"/>	<input type="radio"/>	<input type="radio"/>	<input type="radio"/>
in your neighborhood/community	<input type="radio"/>	<input type="radio"/>	<input type="radio"/>	<input type="radio"/>	<input type="radio"/>
in Kankakee County	<input type="radio"/>	<input type="radio"/>	<input type="radio"/>	<input type="radio"/>	<input type="radio"/>

31. Youth (under 18 years of age) residents practice healthy behaviors and lifestyles...

	Always	Most of the time	Sometimes	Rarely	Never
in your home	<input type="radio"/>	<input type="radio"/>	<input type="radio"/>	<input type="radio"/>	<input type="radio"/>
in your neighborhood/community	<input type="radio"/>	<input type="radio"/>	<input type="radio"/>	<input type="radio"/>	<input type="radio"/>
in Kankakee County	<input type="radio"/>	<input type="radio"/>	<input type="radio"/>	<input type="radio"/>	<input type="radio"/>



32. Residents find importance in racial/ ethnic diversity...

	Always	Most of the time	Sometimes	Rarely	Never
in your home	<input type="radio"/>	<input type="radio"/>	<input type="radio"/>	<input type="radio"/>	<input type="radio"/>
in your neighborhood/community	<input type="radio"/>	<input type="radio"/>	<input type="radio"/>	<input type="radio"/>	<input type="radio"/>
in Kankakee County	<input type="radio"/>	<input type="radio"/>	<input type="radio"/>	<input type="radio"/>	<input type="radio"/>

33. Residents with disabilities have access to services...

	Always	Most of the time	Sometimes	Rarely	Never
in your home	<input type="radio"/>	<input type="radio"/>	<input type="radio"/>	<input type="radio"/>	<input type="radio"/>
in your neighborhood/community	<input type="radio"/>	<input type="radio"/>	<input type="radio"/>	<input type="radio"/>	<input type="radio"/>
in Kankakee County	<input type="radio"/>	<input type="radio"/>	<input type="radio"/>	<input type="radio"/>	<input type="radio"/>

34. Residents have access to interpreter services (both foreign language and sign language interpreters)...

	Always	Most of the time	Sometimes	Rarely	Never
in your home	<input type="radio"/>	<input type="radio"/>	<input type="radio"/>	<input type="radio"/>	<input type="radio"/>
in your neighborhood/community	<input type="radio"/>	<input type="radio"/>	<input type="radio"/>	<input type="radio"/>	<input type="radio"/>
in Kankakee County	<input type="radio"/>	<input type="radio"/>	<input type="radio"/>	<input type="radio"/>	<input type="radio"/>

35. Residents find importance in religious or spiritual values...

	Always	Most of the time	Sometimes	Rarely	Never
in your home	<input type="radio"/>	<input type="radio"/>	<input type="radio"/>	<input type="radio"/>	<input type="radio"/>
in your neighborhood/community	<input type="radio"/>	<input type="radio"/>	<input type="radio"/>	<input type="radio"/>	<input type="radio"/>
in Kankakee County	<input type="radio"/>	<input type="radio"/>	<input type="radio"/>	<input type="radio"/>	<input type="radio"/>

36. Residents live in a safe neighborhood...

	Always	Most of the time	Sometimes	Rarely	Never
in your home	<input type="radio"/>	<input type="radio"/>	<input type="radio"/>	<input type="radio"/>	<input type="radio"/>
in your neighborhood/community	<input type="radio"/>	<input type="radio"/>	<input type="radio"/>	<input type="radio"/>	<input type="radio"/>
in Kankakee County	<input type="radio"/>	<input type="radio"/>	<input type="radio"/>	<input type="radio"/>	<input type="radio"/>

37. Residents experience discrimination...

	Always	Most of the time	Sometimes	Rarely	Never
in your home	<input type="radio"/>	<input type="radio"/>	<input type="radio"/>	<input type="radio"/>	<input type="radio"/>
in your neighborhood/community	<input type="radio"/>	<input type="radio"/>	<input type="radio"/>	<input type="radio"/>	<input type="radio"/>
in Kankakee County	<input type="radio"/>	<input type="radio"/>	<input type="radio"/>	<input type="radio"/>	<input type="radio"/>

38. Optional Comments to help explain your responses above





## 2018 Kankakee County Community Assessment

### Part III: Community Health

This part of the survey asks questions about specific issues to provide information about the health of our community. You are being asked to rate an issue more than once- for your home, for your neighborhood/community, and for Kankakee County as a whole. For each question, please indicate which response most closely matches your opinion.

#### 39. Illegal drug abuse...

	It is not a problem	It is a small problem	It is somewhat a problem	It is a large problem	Don't know/ not applicable
in your home	<input type="radio"/>	<input type="radio"/>	<input type="radio"/>	<input type="radio"/>	<input type="radio"/>
in your neighborhood/community	<input type="radio"/>	<input type="radio"/>	<input type="radio"/>	<input type="radio"/>	<input type="radio"/>
in Kankakee County	<input type="radio"/>	<input type="radio"/>	<input type="radio"/>	<input type="radio"/>	<input type="radio"/>

#### 40. Prescription drug abuse...

	It is not a problem	It is a small problem	It is somewhat a problem	It is a large problem	Don't know/ not applicable
in your home	<input type="radio"/>	<input type="radio"/>	<input type="radio"/>	<input type="radio"/>	<input type="radio"/>
in your neighborhood/community	<input type="radio"/>	<input type="radio"/>	<input type="radio"/>	<input type="radio"/>	<input type="radio"/>
in Kankakee County	<input type="radio"/>	<input type="radio"/>	<input type="radio"/>	<input type="radio"/>	<input type="radio"/>

#### 41. Underage drinking...

	It is not a problem	It is a small problem	It is somewhat a problem	It is a large problem	Don't know/ not applicable
in your home	<input type="radio"/>	<input type="radio"/>	<input type="radio"/>	<input type="radio"/>	<input type="radio"/>
in your neighborhood/community	<input type="radio"/>	<input type="radio"/>	<input type="radio"/>	<input type="radio"/>	<input type="radio"/>
in Kankakee County	<input type="radio"/>	<input type="radio"/>	<input type="radio"/>	<input type="radio"/>	<input type="radio"/>

42. Excessive drinking/ alcohol abuse...

	It is not a problem	It is a small problem	It is somewhat a problem	It is a large problem	Don't know/ not applicable
in your home	<input type="radio"/>	<input type="radio"/>	<input type="radio"/>	<input type="radio"/>	<input type="radio"/>
in your neighborhood/community	<input type="radio"/>	<input type="radio"/>	<input type="radio"/>	<input type="radio"/>	<input type="radio"/>
in Kankakee County	<input type="radio"/>	<input type="radio"/>	<input type="radio"/>	<input type="radio"/>	<input type="radio"/>

43. Domestic abuse...

	It is not a problem	It is a small problem	It is somewhat a problem	It is a large problem	Don't know/ not applicable
in your home	<input type="radio"/>	<input type="radio"/>	<input type="radio"/>	<input type="radio"/>	<input type="radio"/>
in your neighborhood/community	<input type="radio"/>	<input type="radio"/>	<input type="radio"/>	<input type="radio"/>	<input type="radio"/>
in Kankakee County	<input type="radio"/>	<input type="radio"/>	<input type="radio"/>	<input type="radio"/>	<input type="radio"/>

44. Youth violence, bullying/ gangs...

	It is not a problem	It is a small problem	It is somewhat a problem	It is a large problem	Don't know/ not applicable
in your home	<input type="radio"/>	<input type="radio"/>	<input type="radio"/>	<input type="radio"/>	<input type="radio"/>
in your neighborhood/community	<input type="radio"/>	<input type="radio"/>	<input type="radio"/>	<input type="radio"/>	<input type="radio"/>
in Kankakee County	<input type="radio"/>	<input type="radio"/>	<input type="radio"/>	<input type="radio"/>	<input type="radio"/>

45. Violence...

	It is not a problem	It is a small problem	It is somewhat a problem	It is a large problem	Don't know/ not applicable
in your home	<input type="radio"/>	<input type="radio"/>	<input type="radio"/>	<input type="radio"/>	<input type="radio"/>
in your neighborhood/community	<input type="radio"/>	<input type="radio"/>	<input type="radio"/>	<input type="radio"/>	<input type="radio"/>
in Kankakee County	<input type="radio"/>	<input type="radio"/>	<input type="radio"/>	<input type="radio"/>	<input type="radio"/>

46. Depression/ anxiety...

	It is not a problem	It is a small problem	It is somewhat a problem	It is a large problem	Don't know/ not applicable
in your home	<input type="radio"/>	<input type="radio"/>	<input type="radio"/>	<input type="radio"/>	<input type="radio"/>
in your neighborhood/community	<input type="radio"/>	<input type="radio"/>	<input type="radio"/>	<input type="radio"/>	<input type="radio"/>
in Kankakee County	<input type="radio"/>	<input type="radio"/>	<input type="radio"/>	<input type="radio"/>	<input type="radio"/>

47. Dementia/ Alzheimer's disease...

	It is not a problem	It is a small problem	It is somewhat a problem	It is a large problem	Don't know/ not applicable
in your home	<input type="radio"/>	<input type="radio"/>	<input type="radio"/>	<input type="radio"/>	<input type="radio"/>
in your neighborhood/community	<input type="radio"/>	<input type="radio"/>	<input type="radio"/>	<input type="radio"/>	<input type="radio"/>
in Kankakee County	<input type="radio"/>	<input type="radio"/>	<input type="radio"/>	<input type="radio"/>	<input type="radio"/>

48. Suicide...

	It is not a problem	It is a small problem	It is somewhat a problem	It is a large problem	Don't know/ not applicable
in your home	<input type="radio"/>	<input type="radio"/>	<input type="radio"/>	<input type="radio"/>	<input type="radio"/>
in your neighborhood/community	<input type="radio"/>	<input type="radio"/>	<input type="radio"/>	<input type="radio"/>	<input type="radio"/>
in Kankakee County	<input type="radio"/>	<input type="radio"/>	<input type="radio"/>	<input type="radio"/>	<input type="radio"/>

49. Other mental health issues...

	It is not a problem	It is a small problem	It is somewhat a problem	It is a large problem	Don't know/ not applicable
in your home	<input type="radio"/>	<input type="radio"/>	<input type="radio"/>	<input type="radio"/>	<input type="radio"/>
in your neighborhood/community	<input type="radio"/>	<input type="radio"/>	<input type="radio"/>	<input type="radio"/>	<input type="radio"/>
in Kankakee County	<input type="radio"/>	<input type="radio"/>	<input type="radio"/>	<input type="radio"/>	<input type="radio"/>

50. Sexually transmitted infections (STIs)...

	It is not a problem	It is a small problem	It is somewhat a problem	It is a large problem	Don't know/ not applicable
in your home	<input type="radio"/>	<input type="radio"/>	<input type="radio"/>	<input type="radio"/>	<input type="radio"/>
in your neighborhood/community	<input type="radio"/>	<input type="radio"/>	<input type="radio"/>	<input type="radio"/>	<input type="radio"/>
in Kankakee County	<input type="radio"/>	<input type="radio"/>	<input type="radio"/>	<input type="radio"/>	<input type="radio"/>

51. Optional comments to help us understand your responses above





## 2018 Kankakee County Community Assessment

### Part IV

**This final part of the survey is about where you get your information and where you go for services within Kankakee County.**

52. Where do you usually get information about health related issues/ resources (e.g. water quality, heart disease) in Kankakee County. Please check all that apply

- |  |   |
|--|---|
| <input type="checkbox"/> Church                  | <input type="checkbox"/> Kan-I-Help Information Network |
| <input type="checkbox"/> Community organizations | <input type="checkbox"/> Local health department        |
| <input type="checkbox"/> Family                  | <input type="checkbox"/> Neighbor                       |
| <input type="checkbox"/> Healthcare provider     | <input type="checkbox"/> Newspaper (in print or online) |
| <input type="checkbox"/> Hospital                | <input type="checkbox"/> News station (TV or online)    |
| <input type="checkbox"/> Internet                | <input type="checkbox"/> 2-1-1                          |

Other (please specify)

53. Where do you usually go within Kankakee County when you are sick or in need of medical care? Please check all that apply.

- |  |  |
|--|--|
| <input type="checkbox"/> Aunt Martha's Community Health Center | <input type="checkbox"/> Local Health Department               |
| <input type="checkbox"/> Azzarelli Outreach Clinic             | <input type="checkbox"/> Private practice/ Healthcare provider |
| <input type="checkbox"/> Hospital emergency department         | <input type="checkbox"/> School/ Work clinic                   |
| <input type="checkbox"/> Immediate Care/ Fast Care Clinic      | <input type="checkbox"/> Veteran's clinic                      |
| <input type="checkbox"/> Other (please specify)                |  |

54. If applicable, where do you or your family usually go when you need mental health care? Please check all that apply.

- ☐ Aunt Martha's Community Health Center
- ☐ Azzarelli Outreach Clinic
- ☐ Helen Wheeler Center for Mental Health
- ☐ Hospital emergency department
- ☐ Immediate Care/ Fast Care Clinic
- ☐ Private practice/ healthcare provider
- ☐ School/ Work clinic
- ☐ Veteran's clinic
- ☐ Not applicable
- ☐ Other (please specify)

55. Where do you or your family go usually go when you need dental services? Please check all that apply.

- ☐ Azzarelli Outreach Clinic
- ☐ Hospital emergency department
- ☐ Immediate Care/ Fast Care Clinic
- ☐ Private dentist
- ☐ Veteran's clinic
- ☐ Other (please specify)

56. If applicable, where do you or your family usually go when you need prenatal (pregnancy) care? Please check all that apply.

☐ Aunt Martha's Community Health Center

☐ Azzarelli Outreach Clinic

☐ Hospital emergency department

☐ Local Health Department

☐ Immediate Care/ Fast Care Clinic

☐ Private practice/ healthcare provider

☐ School/ Work clinic

☐ Veteran's clinic

☐ Not applicable

☐ Other (please specify)

57. Optional comments to help us understand your responses above





## 2018 Evaluacion Comunitaria del Condado de Kankakee

### Introduccion

- **Gracias por tomar esta encuesta**
- **El proposito de esta encuesta es para recopilar su opinion acerca de la salud y calidad de vida en el Condado de Kankakee.**
- **Su informacion sera usada para desarrollar un plan para mejorar la salud del sistema publico de salud del Condado de Kankakee y mejorar la salud de los residentes como usted y su familia.**
- **Esta es una encuesta anonima y sus respuestas no estaran ligadas a usted ni a su familia en ninguna forma.**
- **Esta encuesta le tomara de 10 a 15 minutos para completar.**
- **Por favor solo complete la encuesta UNA vez.**

\* 1. Vive usted en el Condado de Kankakee?

☐ Si

☐ No



## 2018 Evaluacion Comunitaria del Condado de Kankakee

\* 2. En cual zona postal del Condado de Kankakee vive usted?

- |   |   |
|---|---|
| <input type="radio"/> 60901 (Kankakee)    | <input type="radio"/> 60941 (Herscher)          |
| <input type="radio"/> 60910 (Aroma Park)  | <input type="radio"/> 60944 (Hopkins Park)      |
| <input type="radio"/> 60913 (Bonfield)    | <input type="radio"/> 60950 (Manteno)           |
| <input type="radio"/> 60914 (Bourbonnais) | <input type="radio"/> 60954 (Momence)           |
| <input type="radio"/> 60915 (Bradley)     | <input type="radio"/> 60958 (Pembroke Township) |
| <input type="radio"/> 60917 (Buckingham)  | <input type="radio"/> 60961 (Reddick)           |
| <input type="radio"/> 60922 (Chebanse)    | <input type="radio"/> 60964 (St Anne)           |
| <input type="radio"/> 60935 (Essex)       | <input type="radio"/> 60969 (Union Hill)        |
| <input type="radio"/> 60940 (Grant Park)  |   |

\* 3. Cual es el rango de su edad?

- |                                       |                                     |
|---------------------------------------|-------------------------------------|
| <input type="radio"/> 17 anos o menos | <input type="radio"/> 45 a 54 anos  |
| <input type="radio"/> 18 a 24 anos    | <input type="radio"/> 55 a 64 anos  |
| <input type="radio"/> 25 a 34 anos    | <input type="radio"/> 65 anos o mas |
| <input type="radio"/> 34 a 44 anos    |                                     |

\* 4. Con que sexo se identifica usted?

- ☐ Masculino
- ☐ Femenino
- ☐ Otro (por favor especifique)

\* 5. Con que raza se identifica usted?

- |  |  |
|--|--|
| <input type="radio"/> Asiatico                           | <input type="radio"/> Nativo Hawaiano/ Isleno del Pacifico |
| <input type="radio"/> Negro/ Africano Americano          | <input type="radio"/> Blanco/ Caucasico                    |
| <input type="radio"/> Nativo Americano/ Nativo de Alaska |  |
| <input type="radio"/> Otro (por favor especifique)       |  |

6. Con que etnicidad se identifica usted mas?

Hispano	<input type="radio"/>	<input type="radio"/>	<input type="radio"/>	<input type="radio"/>	<input type="radio"/>
No Hispano	<input type="radio"/>	<input type="radio"/>	<input type="radio"/>	<input type="radio"/>	<input type="radio"/>

\* 7. Cual es el primer idioma hablado en su hogar?

- ☐ Ingles
- ☐ Espanol
- ☐ Otro (por favor especifique)

\* 8. Por cuanto tiempo ha vivido en el Condado de Kankakee?

- ☐ 5 anos o menos
- ☐ 6 a 10 anos
- ☐ 11 a 15 anos
- ☐ 16 anos o mas

\* 9. Cual es su estado civil?

- ☐ Soltero/ Nunca casado
- ☐ Casado/ Union Civil
- ☐ Separado/ Divorciado
- ☐ Viudo

\* 10. Cual es su nivel de educacion ?

- |   |  |
|---|--|
| <input type="radio"/> Noveno grado o menos                      | <input type="radio"/> Grado Asociado (Carrera tecnica) |
| <input type="radio"/> Algo de preparatoria, no diploma          | <input type="radio"/> Licenciatura                     |
| <input type="radio"/> Preparatoria o GED (preparatoria abierta) | <input type="radio"/> Maestria o mas                   |
| <input type="radio"/> Algo de universidad, sin titulo           |  |
| <input type="radio"/> Otro (por favor especifique)              |  |



\* 11. Cuales son sus ingresos familiares anuales (antes de impuestos)?

- |  |   |
|--|---|
| <input type="radio"/> Menos de \$10,000            | <input type="radio"/> \$50,000 a \$74,999   |
| <input type="radio"/> \$10,000 a \$14,999          | <input type="radio"/> \$75,000 a \$99,999   |
| <input type="radio"/> \$15,000 a \$24,999          | <input type="radio"/> \$100,000 a \$149,999 |
| <input type="radio"/> \$25,000 a \$34,999          | <input type="radio"/> \$150,000 a \$199,999 |
| <input type="radio"/> \$35,000 a \$49,999          | <input type="radio"/> \$200,000 o mas       |
| <input type="radio"/> Otro (por favor especifique) |   |



## 2018 Evaluacion Comunitaria del Condado de Kankakee

### Parte I: Calidad de Vida

La parte I de esta encuesta hace preguntas acerca de la "Calidad de Vida" en nuestra comunidad. Mientras completa esta seccion, por favor mantenga en mente que la calidad de vida es definida como su satisfaccion personal/felicidad o disatisfaccion/infelicidad con las condiciones de vida en las que usted vive.

12. Por favor marque la categoria que mas iguale a su opinion

	Excelente	Muy Bien	Bien	Mas o Menos	Mal
Como calificaria la calidad de vida en general en el Condado de Kankakee? (considere elementos como su seguridad, bienestar, y participacion en la vida comunitaria).	<input type="radio"/>	<input type="radio"/>	<input type="radio"/>	<input type="radio"/>	<input type="radio"/>
Como calificaria la calidad del medio ambiente en general en el Condado de Kankakee? (considere elementos como el aire dentro/aire libre, terreno, y agua).	<input type="radio"/>	<input type="radio"/>	<input type="radio"/>	<input type="radio"/>	<input type="radio"/>
Como calificaria la calidad del sistema de salud en el Condado de Kankakee? (considere elementos como acceso, costo, cuidado de especialistas y opciones en el cuidado de salud).	<input type="radio"/>	<input type="radio"/>	<input type="radio"/>	<input type="radio"/>	<input type="radio"/>

13. Por favor marque la calificación que mas iguale a su opinion

	Excelente	Muy Bien	Bien	Mas o menos	Mal
Como calificaria al Condado de Kankakee como un lugar para criar a sus hijos? (Considere elementos como la calidad de la escuela, guarderia, programas extracurriculares (despues de la escuela) y recreacion).	<input type="radio"/>	<input type="radio"/>	<input type="radio"/>	<input type="radio"/>	<input type="radio"/>
Como calificaria al Condado de Kankakee como in lugar para jubilarse/vivir en la tercer edad? (considere elamentos como la vivienda, , trasporte, y ayuda social para personas de la tercera edad)	<input type="radio"/>	<input type="radio"/>	<input type="radio"/>	<input type="radio"/>	<input type="radio"/>
Como calificaria al Condado de Kankakee como una comunidad segura? (considere elementos como seguridad en el hogar, escuelas, lugar de empleo, recreacion y parques. Se conocen y se tienen confianza entre vecinos? Se cuidan unos a otros?)	<input type="radio"/>	<input type="radio"/>	<input type="radio"/>	<input type="radio"/>	<input type="radio"/>

14. Comentarios opcionales para ayudarnos a entender sus respuestas mencionadas arriba



15. Por favor marque la frase (siempre, la mayoría de la veces, algunas veces, raramente, nunca) que mas iguale su opinion

	Siempre	La mayoría de las veces	Algunas veces	Raramente	Nunca
Tengo suficiente dinero para pagar por las cosas necesarias como alimentos, ropa, vivienda, y medicina.	<input type="radio"/>	<input type="radio"/>	<input type="radio"/>	<input type="radio"/>	<input type="radio"/>
Tengo personas con quienes puedo solicitar ayuda cuando sea necesario.	<input type="radio"/>	<input type="radio"/>	<input type="radio"/>	<input type="radio"/>	<input type="radio"/>
El año pasado, pude obtener los servicios de cuidado de salud que necesite.	<input type="radio"/>	<input type="radio"/>	<input type="radio"/>	<input type="radio"/>	<input type="radio"/>

16. Por favor marque cual frase (siempre, la mayoría de las veces, algunas veces, raramente, nunca) que mas iguale su opinion.

	Siempre	La mayoría de las veces	Algunas veces	Raramente	Nunca
Hay suficientes empleos en el Condado de Kankakee.	<input type="radio"/>	<input type="radio"/>	<input type="radio"/>	<input type="radio"/>	<input type="radio"/>
Me siento orgulloso de mi comunidad.	<input type="radio"/>	<input type="radio"/>	<input type="radio"/>	<input type="radio"/>	<input type="radio"/>
Me siento responsable de ayudar a mejorar la salud en mi comunidad.	<input type="radio"/>	<input type="radio"/>	<input type="radio"/>	<input type="radio"/>	<input type="radio"/>

17. Comentarios opcionales para ayudarnos a comprender sus respuestas mencionadas arriba

18. Ha experimentado discriminacion, le han prohibido hacer algo, lo han apurado o lo han hecho sentir inferior/menos en alguna de las siguientes situaciones en el Condado de Kankakee? Por favor tenga en mente que sus respuestas son anonimas y no pueden ser ligadas a usted en ninguna forma.

	Cuatro o mas veces	Dos o tres veces	Una vez	Nunca	
En la escuela?	<input type="radio"/>	<input type="radio"/>	<input type="radio"/>	<input type="radio"/>	<input type="radio"/>
Dandole empleo/obteniento empleo?	<input type="radio"/>	<input type="radio"/>	<input type="radio"/>	<input type="radio"/>	<input type="radio"/>
En el trabajo?	<input type="radio"/>	<input type="radio"/>	<input type="radio"/>	<input type="radio"/>	<input type="radio"/>
Obteniendo vivienda?	<input type="radio"/>	<input type="radio"/>	<input type="radio"/>	<input type="radio"/>	<input type="radio"/>
Obteniendo cuidado medico?	<input type="radio"/>	<input type="radio"/>	<input type="radio"/>	<input type="radio"/>	<input type="radio"/>
Obteniendo servicios en la tienda o restaurante?	<input type="radio"/>	<input type="radio"/>	<input type="radio"/>	<input type="radio"/>	<input type="radio"/>
Obteniendo credito, prestamo en el banco, o hipoteca?	<input type="radio"/>	<input type="radio"/>	<input type="radio"/>	<input type="radio"/>	<input type="radio"/>
En la calle o lugar publico?	<input type="radio"/>	<input type="radio"/>	<input type="radio"/>	<input type="radio"/>	<input type="radio"/>
De la policia o en el sistema de la corte?	<input type="radio"/>	<input type="radio"/>	<input type="radio"/>	<input type="radio"/>	<input type="radio"/>

19. Comentarios opcionales para ayudar a explicar sus respuestas mencionadas arriba



2018 Evaluacion Comunitaria del Condado de Kankakee

Por favor provea su opinion en las siguientes declaraciones mientras piensa acerca de una "Comunidad Saludable." Note que a usted se le pide calificar cada situacion mas de una vez - para su hogar, para su vecindario/comunidad, y para el Condado de Kankakee en general. Por favor tenga en mente que sus opciones son anonimas y no pueden ser ligadas a usted en ninguna forma.

20. Los residentes tienen transporte (por ejemplo para comprar alimentos, ir a citas, ir al trabajo, ir parque/actividades, etc.)...

	Siempre	La mayoría de las veces	Algunas veces	Raramente	Nunca
en su hogar	<input type="radio"/>	<input type="radio"/>	<input type="radio"/>	<input type="radio"/>	<input type="radio"/>
en su vecindario/comunidad	<input type="radio"/>	<input type="radio"/>	<input type="radio"/>	<input type="radio"/>	<input type="radio"/>
en el Condado de Kankakee	<input type="radio"/>	<input type="radio"/>	<input type="radio"/>	<input type="radio"/>	<input type="radio"/>

21. Los residentes pueden tener acceso a comprar alimentos saludables

	Siempre	La mayoría de las veces	Algunas veces	Raramente	Nunca
en su hogar	<input type="radio"/>	<input type="radio"/>	<input type="radio"/>	<input type="radio"/>	<input type="radio"/>
en su vecindario/comunidad	<input type="radio"/>	<input type="radio"/>	<input type="radio"/>	<input type="radio"/>	<input type="radio"/>
en el Condado de Kankakee	<input type="radio"/>	<input type="radio"/>	<input type="radio"/>	<input type="radio"/>	<input type="radio"/>

22. Los residentes pueden pagar para el cuidado de salud (por ejemplo visita con el proveedor, medicina)

	Siempre	La mayoría de las veces	Algunas veces	Raramente	Nunca
en su hogar	<input type="radio"/>	<input type="radio"/>	<input type="radio"/>	<input type="radio"/>	<input type="radio"/>
en su vecindario/comunidad	<input type="radio"/>	<input type="radio"/>	<input type="radio"/>	<input type="radio"/>	<input type="radio"/>
en el Condado de Kankakee	<input type="radio"/>	<input type="radio"/>	<input type="radio"/>	<input type="radio"/>	<input type="radio"/>

23. Los residentes pueden obtener inmunizaciones/vacunas

	Siempre	La mayoría de las veces	Algunas veces	Raramente	Nunca
en su hogar	<input type="radio"/>	<input type="radio"/>	<input type="radio"/>	<input type="radio"/>	<input type="radio"/>
en su vecindario/comunidad	<input type="radio"/>	<input type="radio"/>	<input type="radio"/>	<input type="radio"/>	<input type="radio"/>
en el Condado de Kankakee	<input type="radio"/>	<input type="radio"/>	<input type="radio"/>	<input type="radio"/>	<input type="radio"/>



24. Los residentes pueden participar en actividades recreacionales (por ejemplo visitar parques, participar en actividades organizadas, ir de pesca, etc.)

	Siempre	La mayoría de las veces	Algunas veces	Raramente	Nunca
en su hogar	<input type="radio"/>	<input type="radio"/>	<input type="radio"/>	<input type="radio"/>	<input type="radio"/>
en su vecindario/comunidad	<input type="radio"/>	<input type="radio"/>	<input type="radio"/>	<input type="radio"/>	<input type="radio"/>
en el Condado de Kankakee	<input type="radio"/>	<input type="radio"/>	<input type="radio"/>	<input type="radio"/>	<input type="radio"/>

25. Los residentes pueden vivir en vivienda costeable...

	Siempre	La mayoría de las veces	Algunas veces	Raramente	Nunca
en su hogar	<input type="radio"/>	<input type="radio"/>	<input type="radio"/>	<input type="radio"/>	<input type="radio"/>
en su vecindario/comunidad	<input type="radio"/>	<input type="radio"/>	<input type="radio"/>	<input type="radio"/>	<input type="radio"/>
en el Condado de Kankakee	<input type="radio"/>	<input type="radio"/>	<input type="radio"/>	<input type="radio"/>	<input type="radio"/>

26. Los residentes pueden participar en arte, cultura, y eventos comunitarios...

	Siempre	La mayoría de las veces	Algunas veces	Raramente	Nunca
en su hogar	<input type="radio"/>	<input type="radio"/>	<input type="radio"/>	<input type="radio"/>	<input type="radio"/>
en su vecindario/comunidad	<input type="radio"/>	<input type="radio"/>	<input type="radio"/>	<input type="radio"/>	<input type="radio"/>
en el Condado de Kankakee	<input type="radio"/>	<input type="radio"/>	<input type="radio"/>	<input type="radio"/>	<input type="radio"/>

27. Los residentes viven en un medio ambiente limpio (por ejemplo el aire, la tierra, el agua)...

	Siempre	La mayoría de las veces	Algunas veces	Raramente	Nunca
en su hogar	<input type="radio"/>	<input type="radio"/>	<input type="radio"/>	<input type="radio"/>	<input type="radio"/>
en su vecindario/comunidad	<input type="radio"/>	<input type="radio"/>	<input type="radio"/>	<input type="radio"/>	<input type="radio"/>
en el Condado de Kankakee	<input type="radio"/>	<input type="radio"/>	<input type="radio"/>	<input type="radio"/>	<input type="radio"/>

28. Los residentes viven en un medio ambiente familiar-amistoso...

	Siempre	La mayoría de las veces	Algunas veces	Raramente	Nunca
en su hogar	<input type="radio"/>	<input type="radio"/>	<input type="radio"/>	<input type="radio"/>	<input type="radio"/>
en su vecindario/comunidad	<input type="radio"/>	<input type="radio"/>	<input type="radio"/>	<input type="radio"/>	<input type="radio"/>
en el Condado de Kankakee	<input type="radio"/>	<input type="radio"/>	<input type="radio"/>	<input type="radio"/>	<input type="radio"/>

29. Los residentes pueden encontrar buenos empleos y vivir en una economía saludable...

	Siempre	La mayoría de las veces	Algunas veces	Raramente	Nunca
en su hogar	<input type="radio"/>	<input type="radio"/>	<input type="radio"/>	<input type="radio"/>	<input type="radio"/>
en su vecindario/comunidad	<input type="radio"/>	<input type="radio"/>	<input type="radio"/>	<input type="radio"/>	<input type="radio"/>
en el Condado de Kankakee	<input type="radio"/>	<input type="radio"/>	<input type="radio"/>	<input type="radio"/>	<input type="radio"/>

30. Los residentes pueden ir a buenas escuelas...

	Siempre	La mayoría de las veces	Algunas veces	Raramente	Nunca
en su hogar	<input type="radio"/>	<input type="radio"/>	<input type="radio"/>	<input type="radio"/>	<input type="radio"/>
en su vecindario/comunidad	<input type="radio"/>	<input type="radio"/>	<input type="radio"/>	<input type="radio"/>	<input type="radio"/>
en el Condado de Kankakee	<input type="radio"/>	<input type="radio"/>	<input type="radio"/>	<input type="radio"/>	<input type="radio"/>

31. Los residentes adultos practican comportamientos y estilos de vida saludables...

	Siempre	La mayoría de las veces	Algunas veces	Raramente	Nunca
en su hogar	<input type="radio"/>	<input type="radio"/>	<input type="radio"/>	<input type="radio"/>	<input type="radio"/>
en su vecindario/comunidad	<input type="radio"/>	<input type="radio"/>	<input type="radio"/>	<input type="radio"/>	<input type="radio"/>
en el Condado de Kankakee	<input type="radio"/>	<input type="radio"/>	<input type="radio"/>	<input type="radio"/>	<input type="radio"/>

32. Los residentes jóvenes (menos de 18 años de edad) practican comportamientos y estilos de vida saludables...

	Siempre	La mayoría de las veces	Algunas veces	Raramente	Nunca
en su hogar	<input type="radio"/>	<input type="radio"/>	<input type="radio"/>	<input type="radio"/>	<input type="radio"/>
en su vecindario/comunidad	<input type="radio"/>	<input type="radio"/>	<input type="radio"/>	<input type="radio"/>	<input type="radio"/>
en el Condado de Kankakee	<input type="radio"/>	<input type="radio"/>	<input type="radio"/>	<input type="radio"/>	<input type="radio"/>

33. Los residents encuentran la importancia en la diversidad racial/étnica ...

	Siempre	La mayoría de las veces	Algunas veces	Raramente	Nunca
en su hogar	<input type="radio"/>	<input type="radio"/>	<input type="radio"/>	<input type="radio"/>	<input type="radio"/>
en su vecindario/comunidad	<input type="radio"/>	<input type="radio"/>	<input type="radio"/>	<input type="radio"/>	<input type="radio"/>
en el Condado de Kankakee	<input type="radio"/>	<input type="radio"/>	<input type="radio"/>	<input type="radio"/>	<input type="radio"/>

34. Los residents con discapacidades tienen acceso a servicios ...

	Siempre	La mayoría de las veces	Algunas veces	Raramente	Nunca
en su hogar	<input type="radio"/>	<input type="radio"/>	<input type="radio"/>	<input type="radio"/>	<input type="radio"/>
en su vecindario/comunidad	<input type="radio"/>	<input type="radio"/>	<input type="radio"/>	<input type="radio"/>	<input type="radio"/>
en el Condado de Kankakee	<input type="radio"/>	<input type="radio"/>	<input type="radio"/>	<input type="radio"/>	<input type="radio"/>

35. Los residentes tienen acceso a servicios de intérprete ( de los dos, otros idiomas e intérpretes a señas )...

	Siempre	La mayoría de las veces	Algunas veces	Raramente	Nunca
en su hogar	<input type="radio"/>	<input type="radio"/>	<input type="radio"/>	<input type="radio"/>	<input type="radio"/>
en su vecindario/comunidad	<input type="radio"/>	<input type="radio"/>	<input type="radio"/>	<input type="radio"/>	<input type="radio"/>
en el Condado de Kankakee	<input type="radio"/>	<input type="radio"/>	<input type="radio"/>	<input type="radio"/>	<input type="radio"/>



36. Los residents encuentran la importancia en los valores religiosos y espirituales ...

	Siempre	La mayoría de las veces	Algunas veces	Raramente	Nunca
en su hogar	<input type="radio"/>	<input type="radio"/>	<input type="radio"/>	<input type="radio"/>	<input type="radio"/>
en su vecindario/comunidad	<input type="radio"/>	<input type="radio"/>	<input type="radio"/>	<input type="radio"/>	<input type="radio"/>
en el Condado de Kankakee	<input type="radio"/>	<input type="radio"/>	<input type="radio"/>	<input type="radio"/>	<input type="radio"/>

37. Los residentes viven en un vecindario seguro ...

	Siempre	La mayoría de las veces	Algunas veces	Raramente	Nunca
en su hogar	<input type="radio"/>	<input type="radio"/>	<input type="radio"/>	<input type="radio"/>	<input type="radio"/>
en su vecindario/comunidad	<input type="radio"/>	<input type="radio"/>	<input type="radio"/>	<input type="radio"/>	<input type="radio"/>
en el Condado de Kankakee	<input type="radio"/>	<input type="radio"/>	<input type="radio"/>	<input type="radio"/>	<input type="radio"/>

38. Los residents experimentan discriminacion...

	Siempre	La mayoría de las veces	Algunas veces	Raramente	Nunca
en su hogar	<input type="radio"/>	<input type="radio"/>	<input type="radio"/>	<input type="radio"/>	<input type="radio"/>
en su vecindario/comunidad	<input type="radio"/>	<input type="radio"/>	<input type="radio"/>	<input type="radio"/>	<input type="radio"/>
en el Condado de Kankakee	<input type="radio"/>	<input type="radio"/>	<input type="radio"/>	<input type="radio"/>	<input type="radio"/>

39. Los comentarios opcionales ayudan a explicar sus respuestas mencionadas arriba



2018 Evaluacion Comunitaria del Condado de Kankakee

Parte III: Salud Comunitaria

Esta parte de la encuesta le hace preguntas acerca de problemas especificos para proveerle informacion acerca de la salud de nuestra comunidad. Se le pide calificar un problema mas de una

**vez- para su hogar, para su vecindario/comunidad, y para el Condado de kankakee en su totalidad.  
Para cada pregunta, por favor indique cual respuesta se parece mas a su opinion.**

**40. Abuso de drogas ilegales...**

	No es un problema	Es un pequeno problema	Es mas o menos un problema	Es un gran problema	No se/ no aplicable
en su hogar	<input type="radio"/>	<input type="radio"/>	<input type="radio"/>	<input type="radio"/>	<input type="radio"/>
en su vecindario/comunidad	<input type="radio"/>	<input type="radio"/>	<input type="radio"/>	<input type="radio"/>	<input type="radio"/>
en el Condado de Kankakee	<input type="radio"/>	<input type="radio"/>	<input type="radio"/>	<input type="radio"/>	<input type="radio"/>

**41. Abuso de drogas recetadas...**

	No es un problema	Es un pequeno problema	Es mas o menos un problema	Es un gran problema	No se/ no aplicable
en su hogar	<input type="radio"/>	<input type="radio"/>	<input type="radio"/>	<input type="radio"/>	<input type="radio"/>
en el vecindario/comunidad	<input type="radio"/>	<input type="radio"/>	<input type="radio"/>	<input type="radio"/>	<input type="radio"/>
En el Condado de Kankakee	<input type="radio"/>	<input type="radio"/>	<input type="radio"/>	<input type="radio"/>	<input type="radio"/>

**42. Menores de edad tomando...**

	No es un problema	Es un pequeno problema	Es mas o menos un problema	Es un gran problema	No se/ no aplicable
en su hogar	<input type="radio"/>	<input type="radio"/>	<input type="radio"/>	<input type="radio"/>	<input type="radio"/>
en su vecindario/comunidad	<input type="radio"/>	<input type="radio"/>	<input type="radio"/>	<input type="radio"/>	<input type="radio"/>
en el Condado de Kankakee	<input type="radio"/>	<input type="radio"/>	<input type="radio"/>	<input type="radio"/>	<input type="radio"/>

**43. Tomar en exceso/ abuso de alcohol...**

	No es un problema	Es un pequeno problema	Es mas o menos un problema	Es un gran problema	No se/ no aplica
en su hogar	<input type="radio"/>	<input type="radio"/>	<input type="radio"/>	<input type="radio"/>	<input type="radio"/>
en su vecindario/comunidad	<input type="radio"/>	<input type="radio"/>	<input type="radio"/>	<input type="radio"/>	<input type="radio"/>
en el Condado de Kankakee	<input type="radio"/>	<input type="radio"/>	<input type="radio"/>	<input type="radio"/>	<input type="radio"/>

#### 44. Abuso domestico...

	no es un problema	es un pequeno problema	es mas o menos un problema	es un gran problema	No se/ no aplica
en su hogar	<input type="radio"/>	<input type="radio"/>	<input type="radio"/>	<input type="radio"/>	<input type="radio"/>
en su vecindario/comunidad	<input type="radio"/>	<input type="radio"/>	<input type="radio"/>	<input type="radio"/>	<input type="radio"/>
en el Condado de Kankakee	<input type="radio"/>	<input type="radio"/>	<input type="radio"/>	<input type="radio"/>	<input type="radio"/>

#### 45. Violencia juvenil, acoso (bullying)/ pandillas...

	No es un problema	Es un pequeno problema	Es mas o menos un problema	Es un gran problema	No se/ no aplica
en su hogar	<input type="radio"/>	<input type="radio"/>	<input type="radio"/>	<input type="radio"/>	<input type="radio"/>
en su vecindario/comunidad	<input type="radio"/>	<input type="radio"/>	<input type="radio"/>	<input type="radio"/>	<input type="radio"/>
en el Condado de Kankakee	<input type="radio"/>	<input type="radio"/>	<input type="radio"/>	<input type="radio"/>	<input type="radio"/>

#### 46. Violencia...

	No es un problema	Es un pequeno problema	Es mas o menos un problema	Es un gran problema	No se/ no aplica
en su hogar	<input type="radio"/>	<input type="radio"/>	<input type="radio"/>	<input type="radio"/>	<input type="radio"/>
en su vecindario/comunidad	<input type="radio"/>	<input type="radio"/>	<input type="radio"/>	<input type="radio"/>	<input type="radio"/>
en el Condado de Kankakee	<input type="radio"/>	<input type="radio"/>	<input type="radio"/>	<input type="radio"/>	<input type="radio"/>

#### 47. Depresion/ ansiedad...

	No es un problema	Es un pequeno problema	Es mas o menos un problema	Es un gran problema	No se/ no aplicable
en su hogar	<input type="radio"/>	<input type="radio"/>	<input type="radio"/>	<input type="radio"/>	<input type="radio"/>
en su vecindario/comunidad	<input type="radio"/>	<input type="radio"/>	<input type="radio"/>	<input type="radio"/>	<input type="radio"/>
en el Condado de Kankakee	<input type="radio"/>	<input type="radio"/>	<input type="radio"/>	<input type="radio"/>	<input type="radio"/>



48. Demencia/ enfermedad de Alzheimer...

	No es un problema	Es un pequeno problema	Es mas o menos un problema	Es un gran problema	No se/ no aplica
en su hogar	<input type="radio"/>	<input type="radio"/>	<input type="radio"/>	<input type="radio"/>	<input type="radio"/>
en su vecindario/comunidad	<input type="radio"/>	<input type="radio"/>	<input type="radio"/>	<input type="radio"/>	<input type="radio"/>
en el Condado de Kankakee	<input type="radio"/>	<input type="radio"/>	<input type="radio"/>	<input type="radio"/>	<input type="radio"/>

49. Suicidio...

	No es un problema	Es un pequeno problema	Es mas o menos un problema	Es un gran problema	No se/ no aplica
en su hogar	<input type="radio"/>	<input type="radio"/>	<input type="radio"/>	<input type="radio"/>	<input type="radio"/>
en su vecindario/comunidad	<input type="radio"/>	<input type="radio"/>	<input type="radio"/>	<input type="radio"/>	<input type="radio"/>
en el Condado de Kankakee	<input type="radio"/>	<input type="radio"/>	<input type="radio"/>	<input type="radio"/>	<input type="radio"/>

50. Otros problemas de salud mental...

	No es un problema	Es un pequeno problema	Es mas o menos un problema	Es un gran problema	No se/ no aplica
en su hogar	<input type="radio"/>	<input type="radio"/>	<input type="radio"/>	<input type="radio"/>	<input type="radio"/>
en su vecindario/comunidad	<input type="radio"/>	<input type="radio"/>	<input type="radio"/>	<input type="radio"/>	<input type="radio"/>
en el Condado de Kankakee	<input type="radio"/>	<input type="radio"/>	<input type="radio"/>	<input type="radio"/>	<input type="radio"/>

51. Infecciones de transmission sexual/venereas (ITSs)...

	No es un problema	Es un pequeno problema	Es mas o menos un problema	Es un gran problema	No se/ no aplica
en su hogar	<input type="radio"/>	<input type="radio"/>	<input type="radio"/>	<input type="radio"/>	<input type="radio"/>
en su vecindario/comunidad	<input type="radio"/>	<input type="radio"/>	<input type="radio"/>	<input type="radio"/>	<input type="radio"/>
en el Condado de Kankakee	<input type="radio"/>	<input type="radio"/>	<input type="radio"/>	<input type="radio"/>	<input type="radio"/>

52. Los comentarios opcionales nos ayudaran a entender sus respuestas mencionadas arriba



## 2018 Evaluacion Comunitaria del Condado de Kankakee

### Parte IV

**La parte final de la encuesta le pregunta acerca de donde usted obtiene informacion y a donde va para obtener servicios en el Condado de Kankakee.**

53. De donde usualmente usted obtiene la informacion acerca de problemas/fuentes relacionadas a la salud (por ejemplo la calidad del agua, enfermedades del corazon) en el Condado de Kankakee. Por favor marque todas las que apliquen.

- |   |   |
|---|---|
| <input type="checkbox"/> Iglesia                      | <input type="checkbox"/> Departamento de salud local    |
| <input type="checkbox"/> Organizaciones comunitarias  | <input type="checkbox"/> Vecino                         |
| <input type="checkbox"/> Familia                      | <input type="checkbox"/> Periodico (impreso o en linea) |
| <input type="checkbox"/> Proveedor de salud           | <input type="checkbox"/> Noticias (TV o en linea)       |
| <input type="checkbox"/> Hospital                     | <input type="checkbox"/> Red de informacion KAN I HELP  |
| <input type="checkbox"/> Internet                     | <input type="checkbox"/> Marcando 2-1-1                 |
| <input type="checkbox"/> Otro (por favor especifique) |   |

54. A donde va usted usualmente en el Condado de Kankakee cuando esta enfermo o en necesidad de cuidado medico? Por favor marque todas las que apliquen.

- |   |  |
|---|--|
| <input type="checkbox"/> Centro de Salud Comunitario Aunt Martha's    | <input type="checkbox"/> Departamento de Salud Local                     |
| <input type="checkbox"/> Clinica Azzarelli                            | <input type="checkbox"/> Practica privada/ proveedor de cuidado de salud |
| <input type="checkbox"/> Departamento de Urgencias en el Hospital     | <input type="checkbox"/> Clinica para los veteranos                      |
| <input type="checkbox"/> Cuidado Inmediato/ Clinica de Cuidado Rapido | <input type="checkbox"/> Clinica de la Escuela/ Trabajo                  |
| <input type="checkbox"/> Otro   |  |

55. Si es aplicable, a donde van usted o su familia usualmente cuando necesitan cuidado de salud mental? Por favor marque todas las que apliquen.

- |   |  |
|---|--|
| <input type="checkbox"/> Centro de Salud Comunitario de Aunt Martha's | <input type="checkbox"/> Practica privada/ proveedor de cuidado de salud |
| <input type="checkbox"/> Clinica Azzarelli                            | <input type="checkbox"/> Clinica de la Escuela/ Trabajo                  |
| <input type="checkbox"/> Centro para la Salud Mental Helen Wheeler    | <input type="checkbox"/> Clinica para los Veteranos                      |
| <input type="checkbox"/> Departamento de Urgencias del Hospital       | <input type="checkbox"/> No aplicable                                    |
| <input type="checkbox"/> Cuidado Inmediato/ Clinica de Cuidado Rapido | <input type="checkbox"/> Otro  |

56. A donde van usted y su familia usualmente cuando necesitan servicios dentales? Por favor marquen todas las que apliquen.

- ☐ Clinica Azzarelli
- ☐ Departamento de Urgencias del Hospital
- ☐ Cuidado Inmediato/ Clinica de Cuidado Rapido
- ☐ Dentista Privado
- ☐ Clinica para los Veteranos
- ☐ Otro (por favor especifique)

57. Si es aplicable, a donde van usted y su familia usualmente cuando necesitan cuidado prenatal? Por favor marquen todas las que apliquen.

- ☐ Clinica Comunitaria Aunt Martha's
- ☐ Clinica Azzarelli
- ☐ Departamento de Urgencias del Hospital
- ☐ Departamento de Salud???
- ☐ Cuidado Inmediato/ Clinica de cuidado Rapido
- ☐ Practica Privada
- ☐ Clinica de la Escuela/Trabajo
- ☐ Clinica para los Veteranos
- ☐ No es aplicable
- ☐ Otro (por favor especifique)



58. Sus comentarios opcionales nos ayudaran a entender sus respuestas mencionadas arriba.

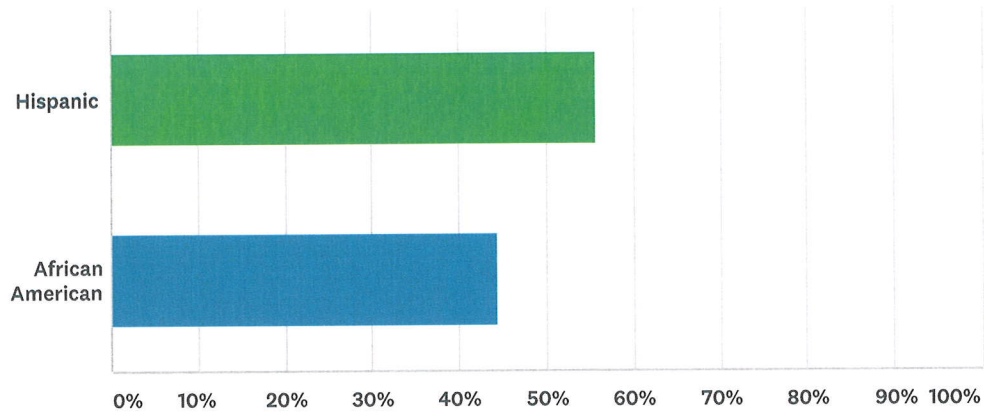
## **Appendix B**

### Kankakee County Community Assessment

#### Survey Results (all respondents)

## Q1 Targeted Sample Participant?(Question added after closing the survey to the community on February 27, 1018)

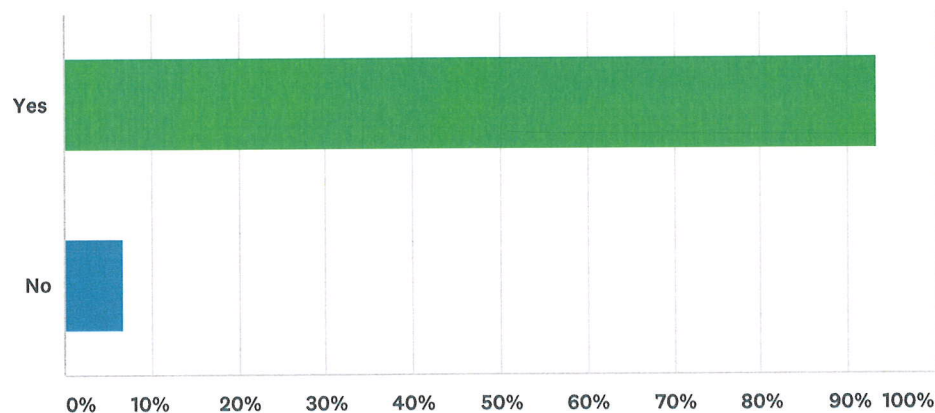
Answered: 36 Skipped: 778



ANSWER CHOICES	RESPONSES	
Hispanic	55.56%	20
African American	44.44%	16
TOTAL		36

## Q2 Do you live in Kankakee County?

Answered: 814 Skipped: 0



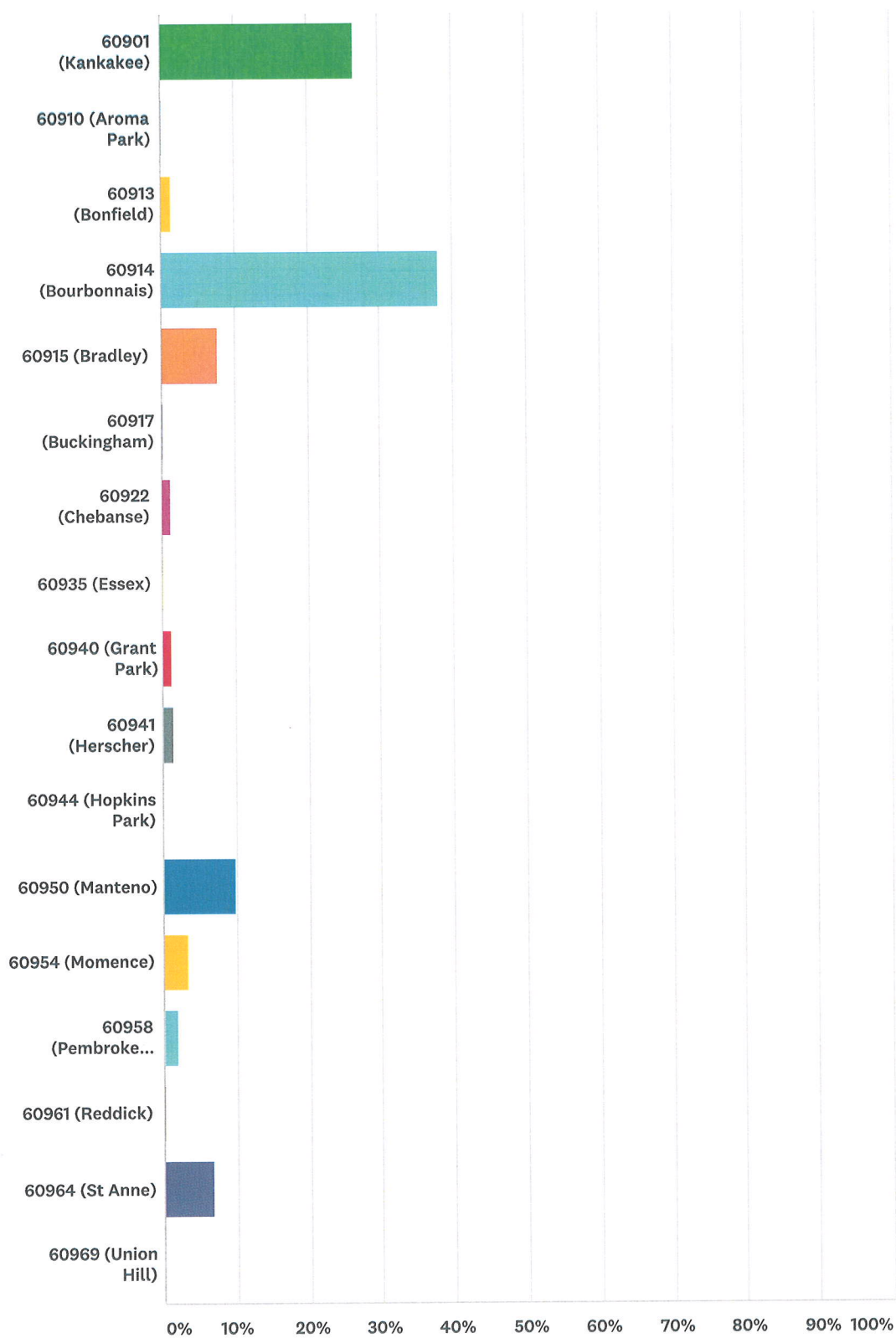
ANSWER CHOICES	RESPONSES	
Yes	93.24%	759
No	6.76%	55
TOTAL		814

## Q3 In which Kankakee County zip code do you live?



# 2018 Kankakee County Community Assessment- All Survey Data Results (English, Spanish, and Targeted Samples)

Answered: 731 Skipped: 83



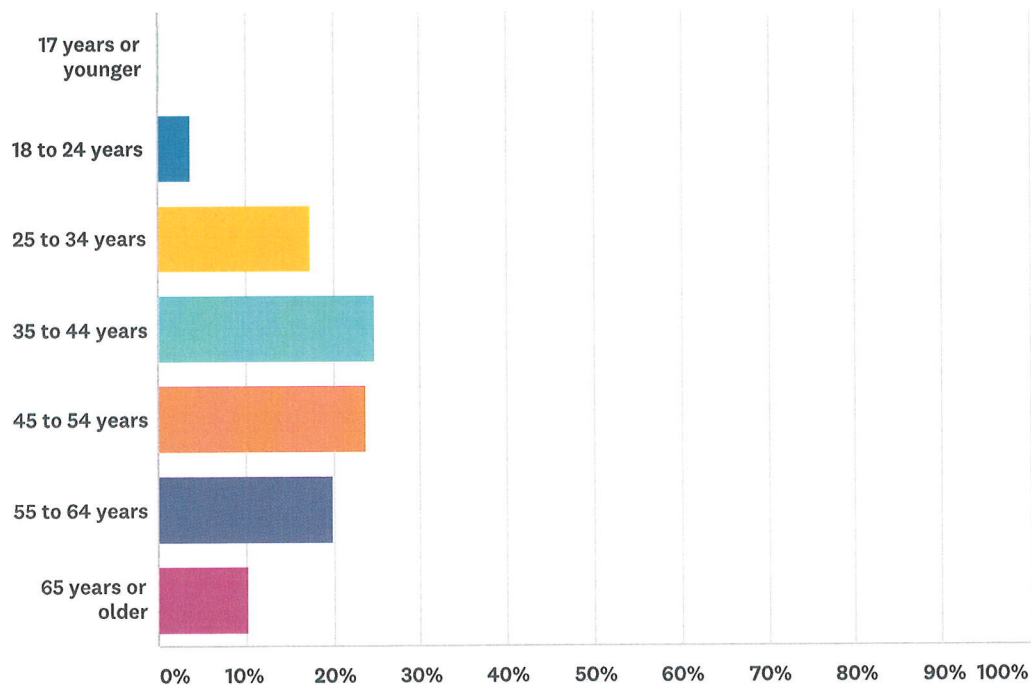
ANSWER CHOICES	RESPONSES	
60901 (Kankakee)	26.54%	194
60910 (Aroma Park)	0.27%	2

## 2018 Kankakee County Community Assessment- All Survey Data Results (English, Spanish, and Targeted Samples)

60913 (Bonfield)	1.37%	10
60914 (Bourbonnais)	38.03%	278
60915 (Bradley)	7.66%	56
60917 (Buckingham)	0.14%	1
60922 (Chebanse)	1.23%	9
60935 (Essex)	0.27%	2
60940 (Grant Park)	1.23%	9
60941 (Herscher)	1.37%	10
60944 (Hopkins Park)	0.00%	0
60950 (Manteno)	9.85%	72
60954 (Momence)	3.28%	24
60958 (Pembroke Township)	1.92%	14
60961 (Reddick)	0.14%	1
60964 (St Anne)	6.70%	49
60969 (Union Hill)	0.00%	0
<b>TOTAL</b>		<b>731</b>

### Q4 What is your age range?

Answered: 731 Skipped: 83



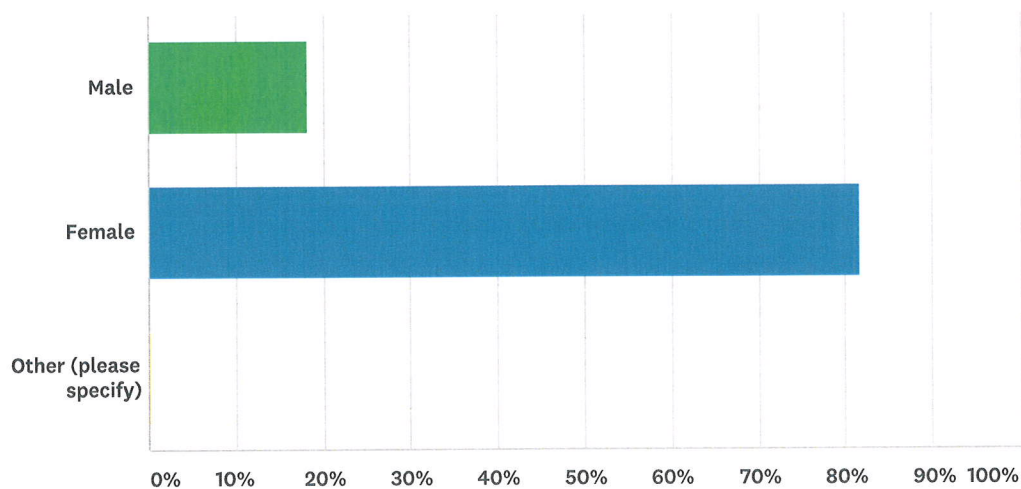
ANSWER CHOICES	RESPONSES	
17 years or younger	0.27%	2

## 2018 Kankakee County Community Assessment- All Survey Data Results (English, Spanish, and Targeted Samples)

18 to 24 years	3.83%	28
25 to 34 years	17.37%	127
35 to 44 years	24.76%	181
45 to 54 years	23.67%	173
55 to 64 years	19.84%	145
65 years or older	10.26%	75
<b>TOTAL</b>		<b>731</b>

### Q5 What sex you most identify with?

Answered: 731 Skipped: 83



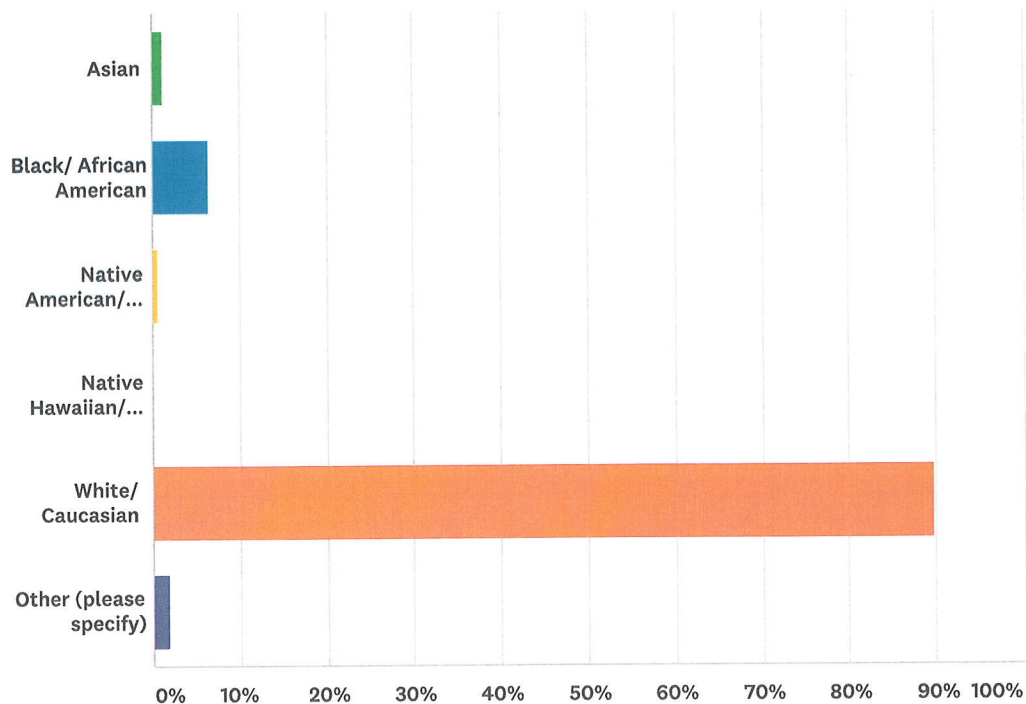
ANSWER CHOICES	RESPONSES	
Male	18.19%	133
Female	81.67%	597
Other (please specify)	0.14%	1
<b>TOTAL</b>		<b>731</b>

### Q6 What race to most identify with?

Answered: 731 Skipped: 83



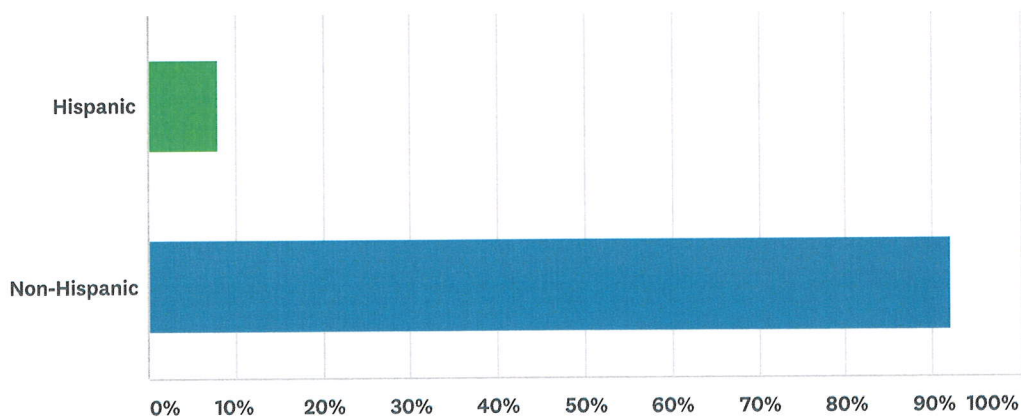
## 2018 Kankakee County Community Assessment- All Survey Data Results (English, Spanish, and Targeted Samples)



ANSWER CHOICES	RESPONSES	
Asian	1.23%	9
Black/ African American	6.43%	47
Native American/ Alaskan Native	0.68%	5
Native Hawaiian/ Pacific Islander	0.00%	0
White/ Caucasian	89.74%	656
Other (please specify)	1.92%	14
<b>TOTAL</b>		<b>731</b>

### Q7 What ethnicity do you most identify with?

Answered: 488 Skipped: 326



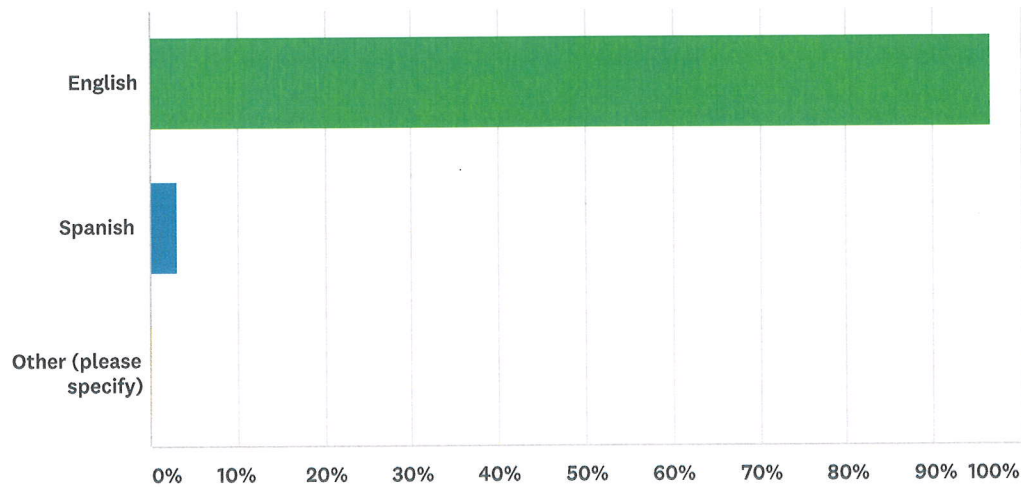
ANSWER CHOICES	RESPONSES
----------------	-----------

## 2018 Kankakee County Community Assessment- All Survey Data Results (English, Spanish, and Targeted Samples)

Hispanic	7.99%	39
Non-Hispanic	92.01%	449
<b>TOTAL</b>		<b>488</b>

### Q8 What is the primary language spoken in your home?

Answered: 731 Skipped: 83

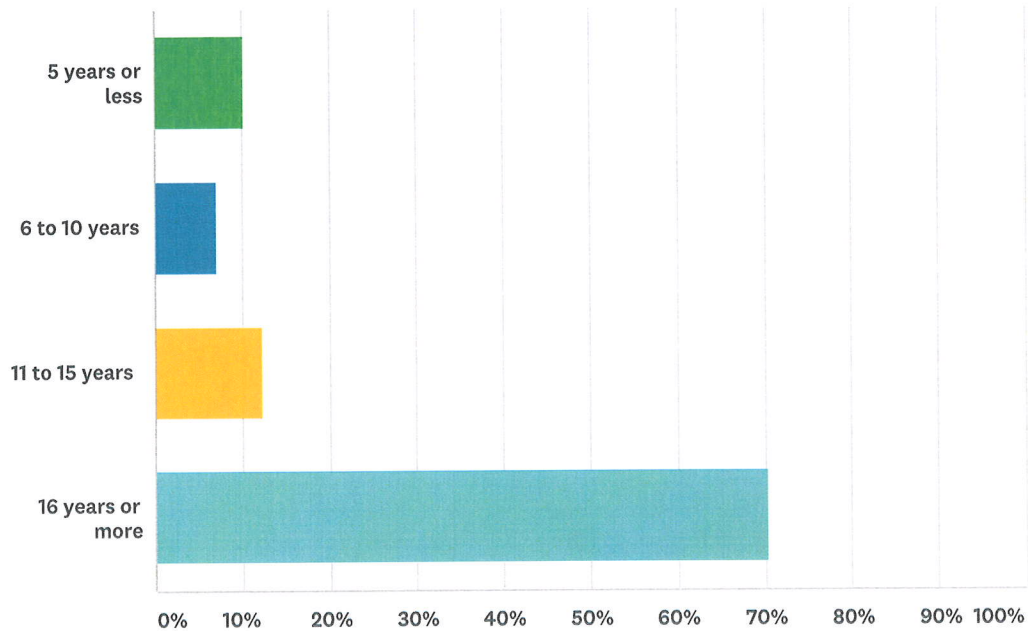


ANSWER CHOICES	RESPONSES	
English	96.72%	707
Spanish	3.15%	23
Other (please specify)	0.14%	1
<b>TOTAL</b>		<b>731</b>

### Q9 How long have you lived in Kankakee County?

Answered: 731 Skipped: 83

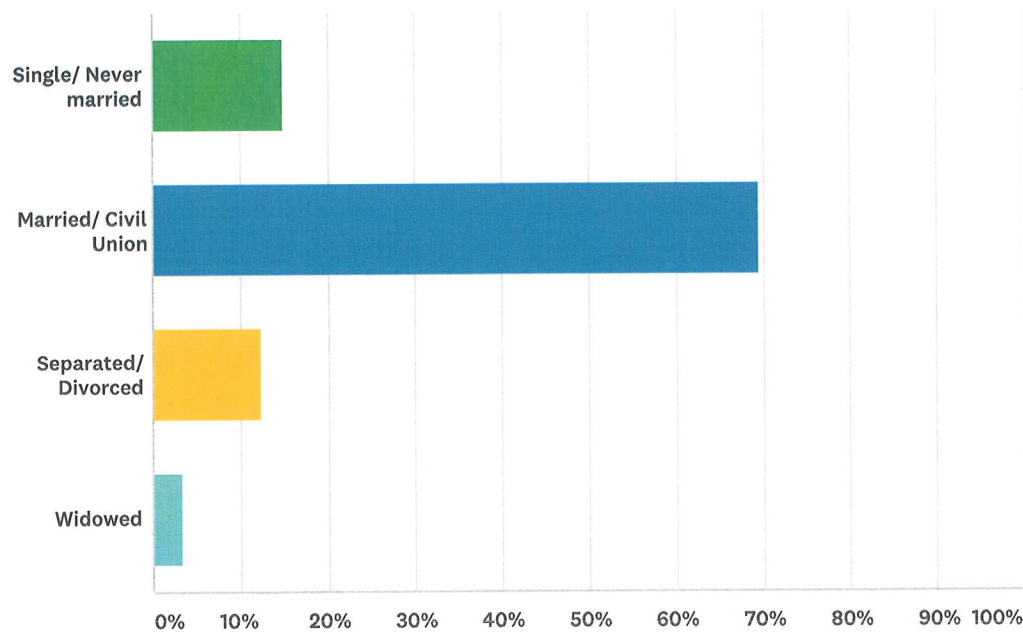
# 2018 Kankakee County Community Assessment- All Survey Data Results (English, Spanish, and Targeted Samples)



ANSWER CHOICES	RESPONSES	
5 years or less	10.26%	75
6 to 10 years	7.11%	52
11 to 15 years	12.31%	90
16 years or more	70.31%	514
<b>TOTAL</b>		<b>731</b>

## Q10 What is your marital status?

Answered: 731    Skipped: 83

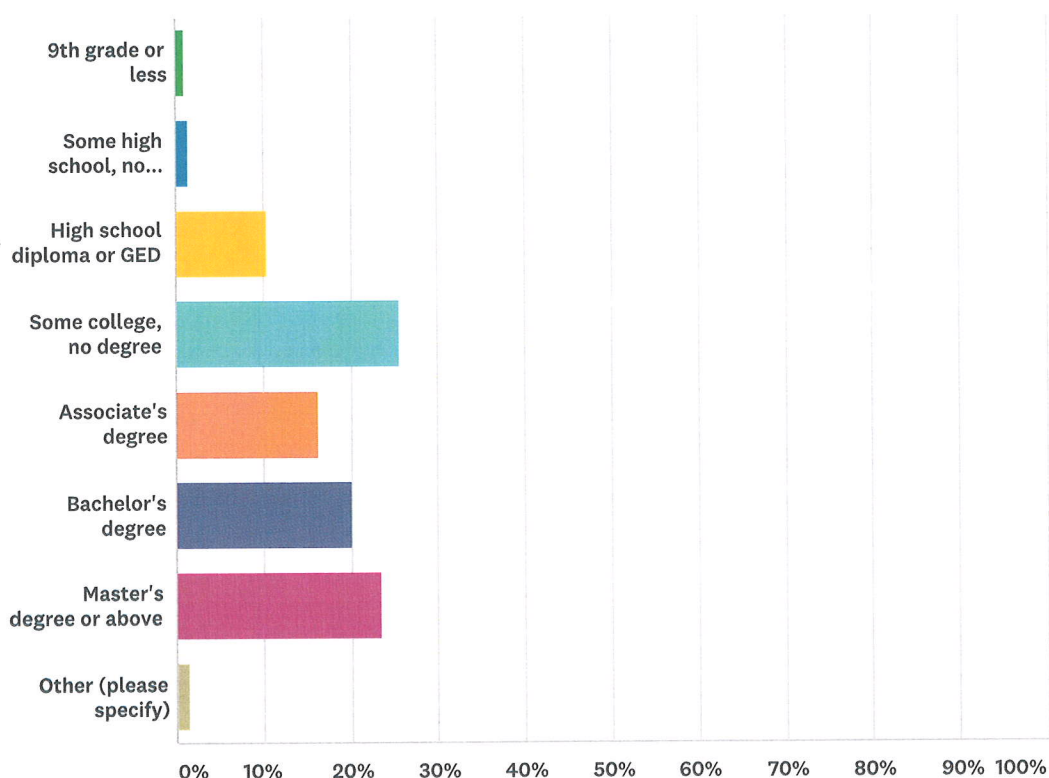




ANSWER CHOICES	RESPONSES	
Single/ Never married	14.77%	108
Married/ Civil Union	69.49%	508
Separated/ Divorced	12.31%	90
Widowed	3.42%	25
TOTAL		731

## Q11 What is your highest level of education?

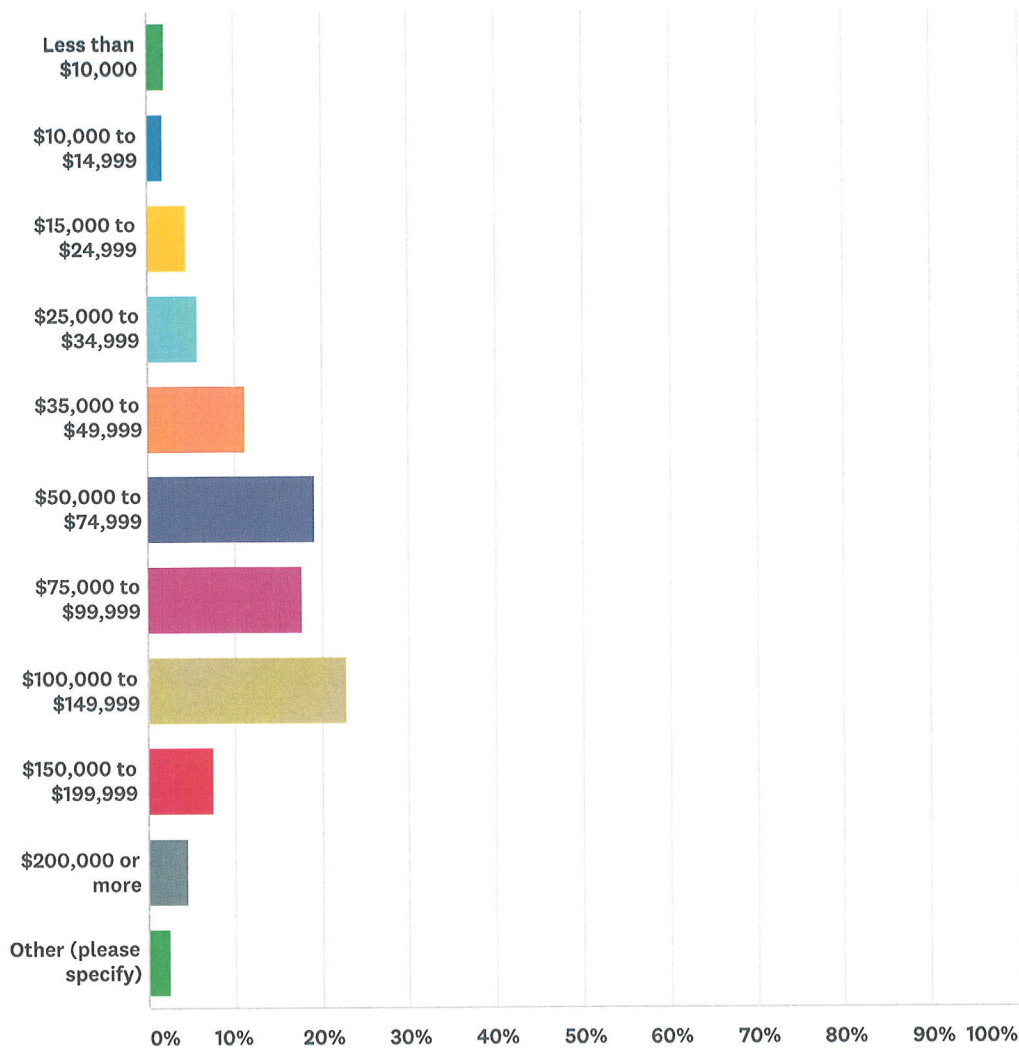
Answered: 731 Skipped: 83



ANSWER CHOICES	RESPONSES	
9th grade or less	1.09%	8
Some high school, no diploma	1.37%	10
High school diploma or GED	10.53%	77
Some college, no degree	25.44%	186
Associate's degree	16.42%	120
Bachelor's degree	20.11%	147
Master's degree or above	23.53%	172
Other (please specify)	1.50%	11
TOTAL		731

## Q12 What is your gross annual HOUSEHOLD income (before taxes)?

Answered: 731 Skipped: 83

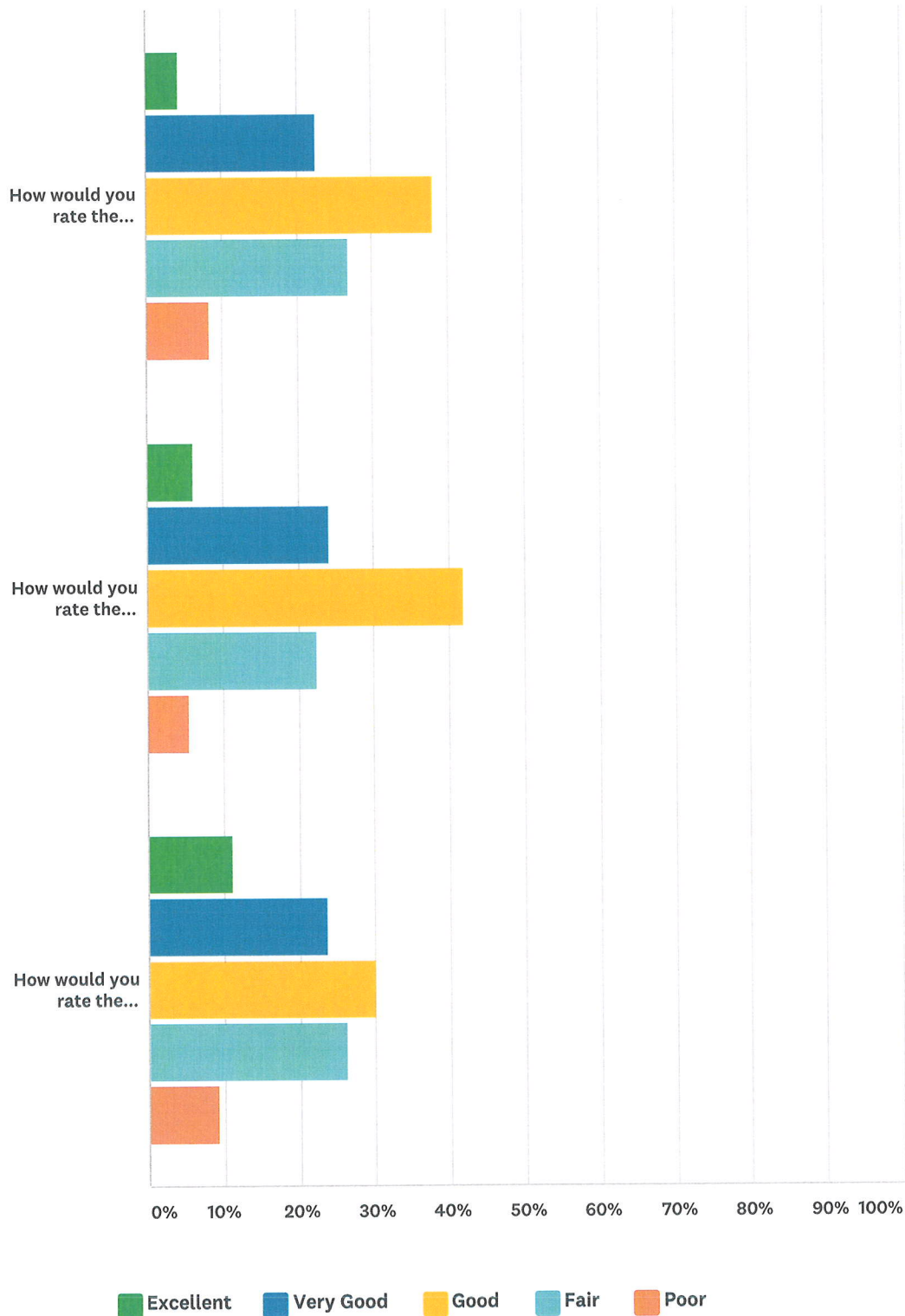


ANSWER CHOICES	RESPONSES	
Less than \$10,000	2.19%	16
\$10,000 to \$14,999	1.78%	13
\$15,000 to \$24,999	4.65%	34
\$25,000 to \$34,999	5.88%	43
\$35,000 to \$49,999	11.22%	82
\$50,000 to \$74,999	19.15%	140
\$75,000 to \$99,999	17.78%	130
\$100,000 to \$149,999	22.71%	166
\$150,000 to \$199,999	7.52%	55
\$200,000 or more	4.51%	33

Other (please specify)	2.60%	19
<b>TOTAL</b>		<b>731</b>

## Q13 Please mark the rating which most closely matches your opinion

Answered: 652 Skipped: 162





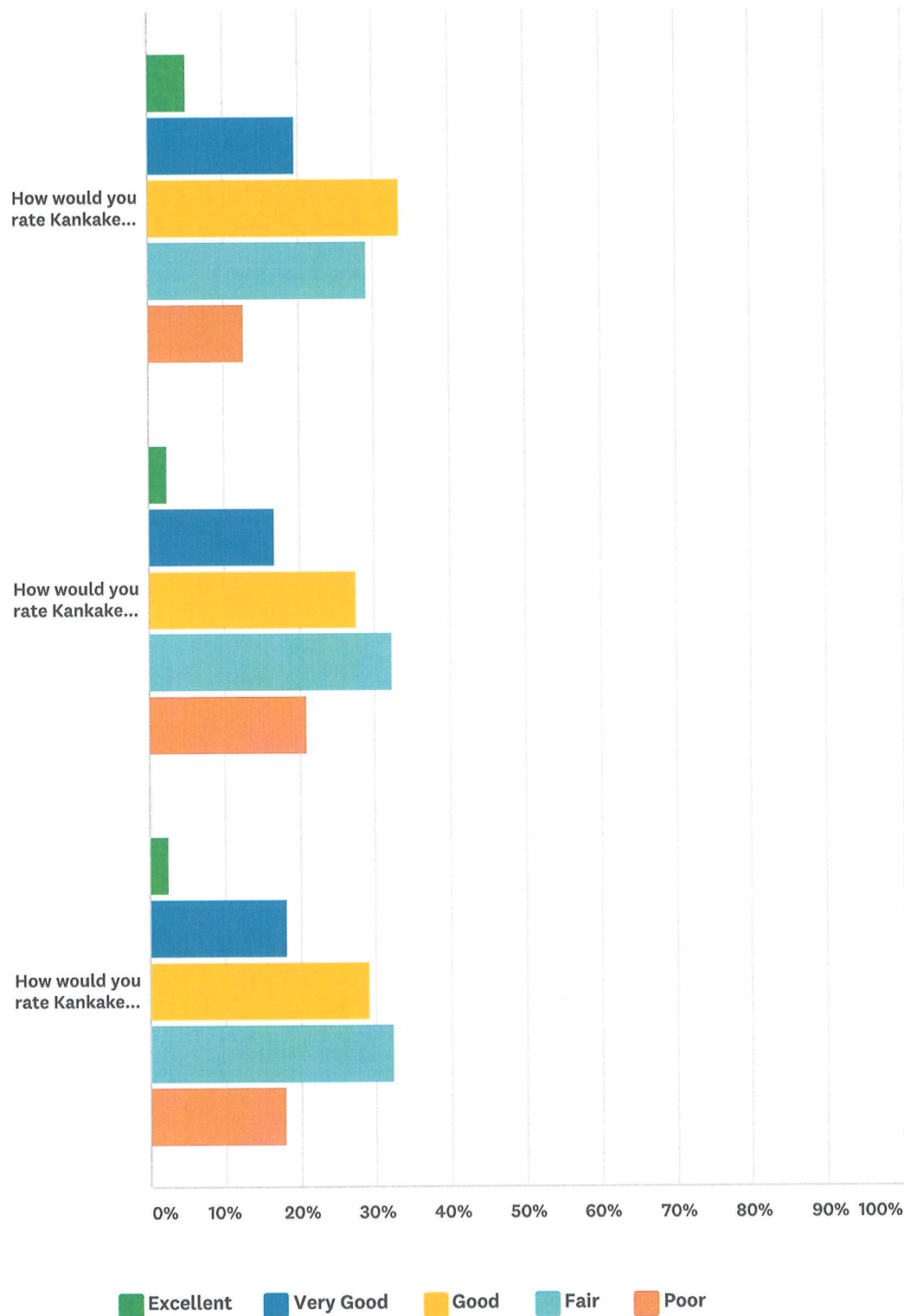
## 2018 Kankakee County Community Assessment- All Survey Data Results (English, Spanish, and Targeted Samples)

	EXCELLENT	VERY GOOD	GOOD	FAIR	POOR	TOTAL
How would you rate the overall Quality of Life in Kankakee County? (consider items such as your safety, well-being, and participation in community life).	4.29% 28	22.55% 147	38.04% 248	26.69% 174	8.44% 55	652
How would you rate the overall quality of the environment in Kankakee County? (consider items such as indoor/outdoor air, land, and water)	6.15% 40	24.15% 157	41.85% 272	22.46% 146	5.38% 35	650
How would you rate the quality of the healthcare system in Kankakee County? (consider items such as access, cost, specialty care, and options in health care).	11.04% 72	23.62% 154	29.91% 195	26.23% 171	9.20% 60	652

**Q14 Please mark the rating which most closely matches your opinion**

Answered: 653 Skipped: 161

# 2018 Kankakee County Community Assessment- All Survey Data Results (English, Spanish, and Targeted Samples)



	EXCELLENT	VERY GOOD	GOOD	FAIR	POOR	TOTAL
How would you rate Kankakee County as a place to raise children? (Consider items such as school quality, day care, after school programs, and recreation)	5.21% 34	19.63% 128	33.44% 218	28.99% 189	12.73% 83	652
How would you rate Kankakee County as a place to grow old? (Consider items such as housing, transportation, and social support for older adults)	2.60% 17	16.69% 109	27.57% 180	32.31% 211	20.83% 136	653

How would you rate Kankakee County as a safe community? (consider items such as safety in the home, schools, workplace, playgrounds, and parks. Do neighbors know and trust each other? Do they look out for each other?)	2.45% 16	18.22% 119	29.10% 190	32.16% 210	18.07% 118	653
--	-------------	---------------	---------------	---------------	---------------	-----

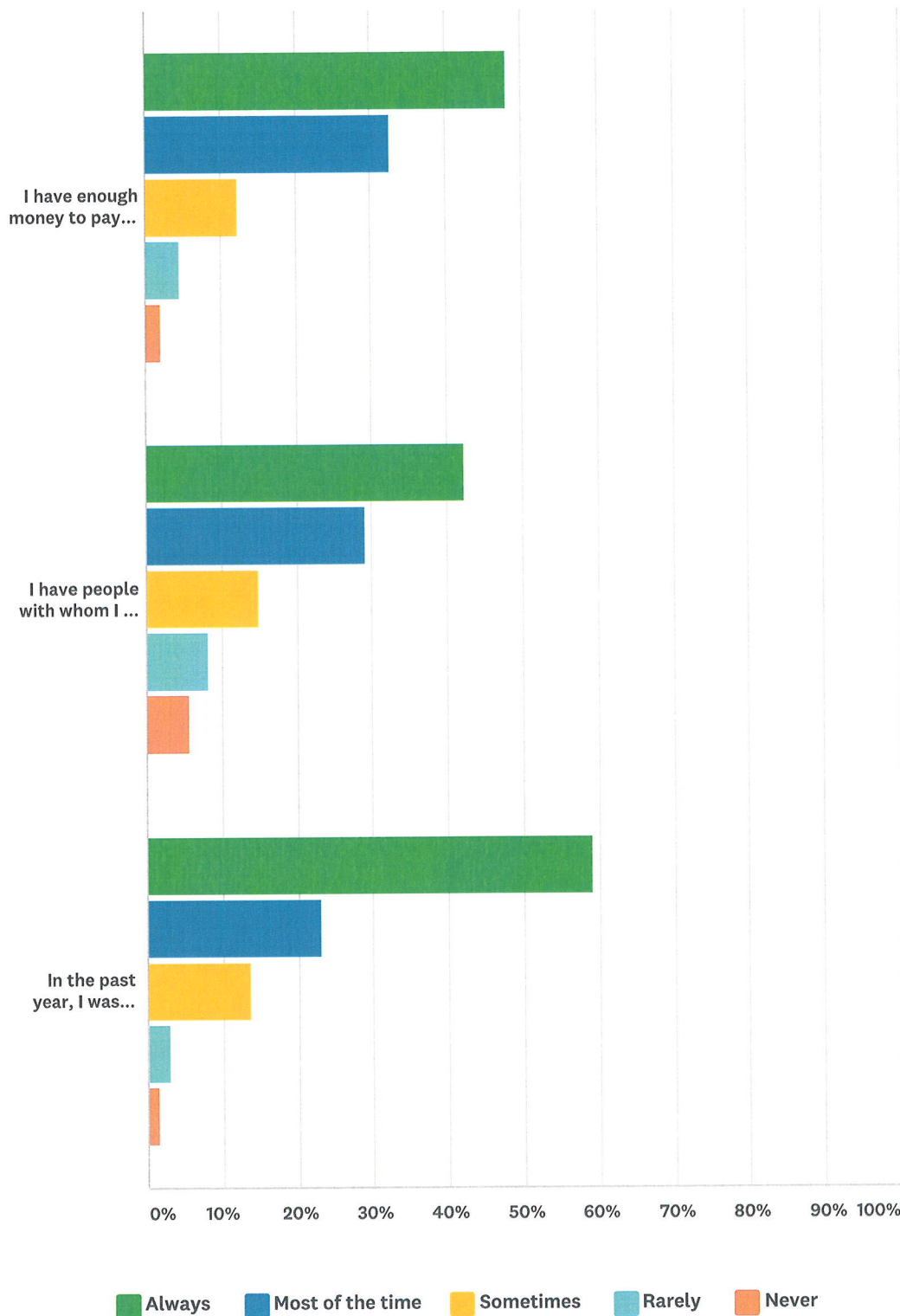
Q15 Optional comments to help us understand your responses above

Answered: 211    Skipped: 603

Q16 Please mark the statement (always, most of the time, sometimes, rarely, never) that most closely matches your opinion.

Answered: 652    Skipped: 162

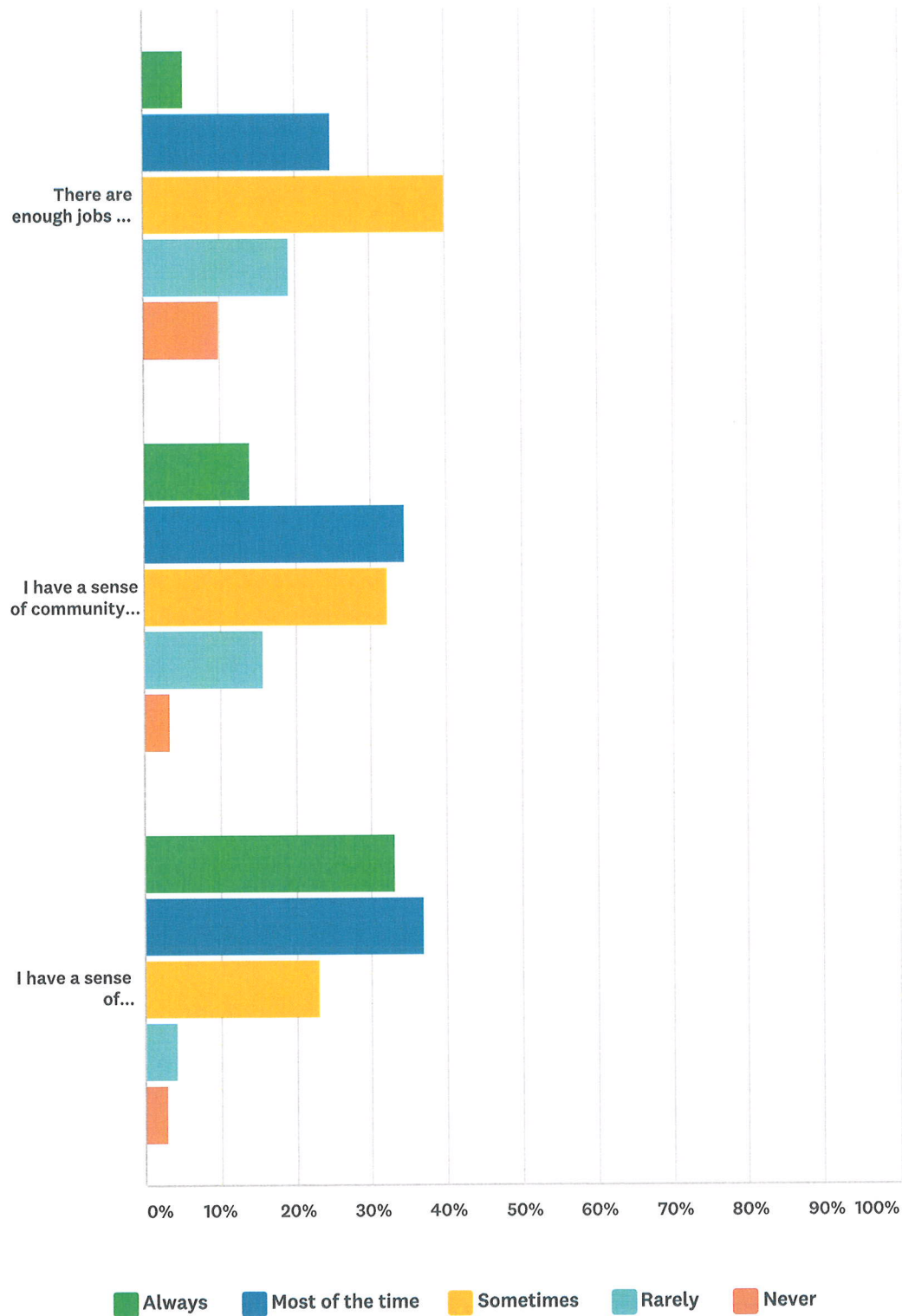




	ALWAYS	MOST OF THE TIME	SOMETIMES	RARELY	NEVER	TOTAL
I have enough money to pay for the things I really need, such as food, clothing, housing, and medicine.	48.16% 314	32.67% 213	12.42% 81	4.60% 30	2.15% 14	652
I have people with whom I can get help when needed.	42.35% 274	29.06% 188	14.84% 96	8.19% 53	5.56% 36	647
In the past year, I was able to get the healthcare services I needed.	59.01% 383	22.96% 149	13.56% 88	2.93% 19	1.54% 10	649

Q17 Please mark the statement (always, most of the time, sometimes, rarely, never) that most closely matches your opinion.

Answered: 655    Skipped: 159



	ALWAYS	MOST OF THE TIME	SOMETIMES	RARELY	NEVER	TOTAL
--	--------	------------------	-----------	--------	-------	-------

2018 Kankakee County Community Assessment- All Survey Data Results (English, Spanish, and Targeted Samples)

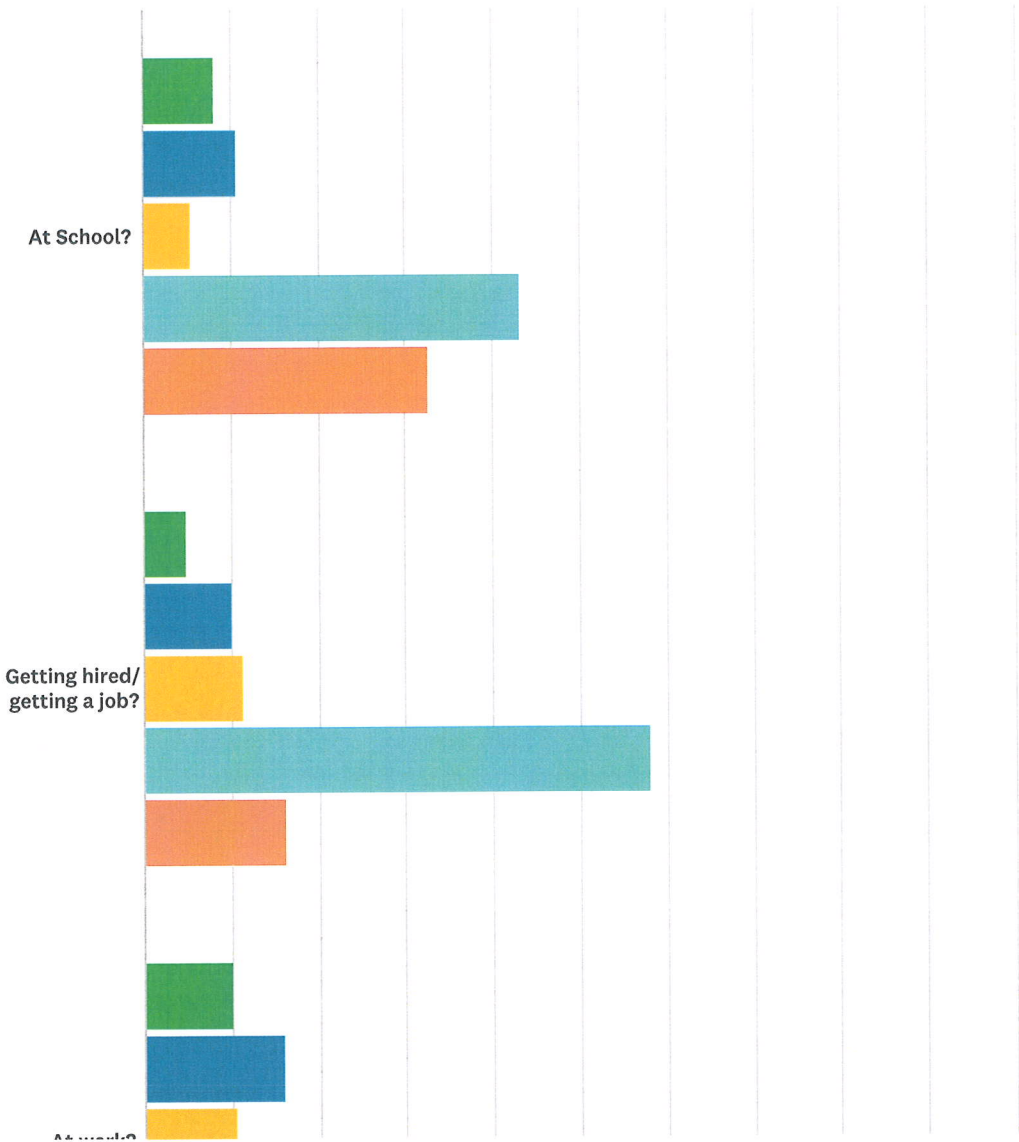
There are enough jobs in Kankakee County.	5.52% 36	25.00% 163	40.03% 261	19.33% 126	10.12% 66	652
I have a sense of community pride.	14.09% 92	34.61% 226	32.16% 210	15.77% 103	3.37% 22	653
I have a sense of responsibility to help improve the health of my community.	33.03% 216	36.85% 241	22.94% 150	4.28% 28	2.91% 19	654

Q18 Optional comments to help us understand your responses above

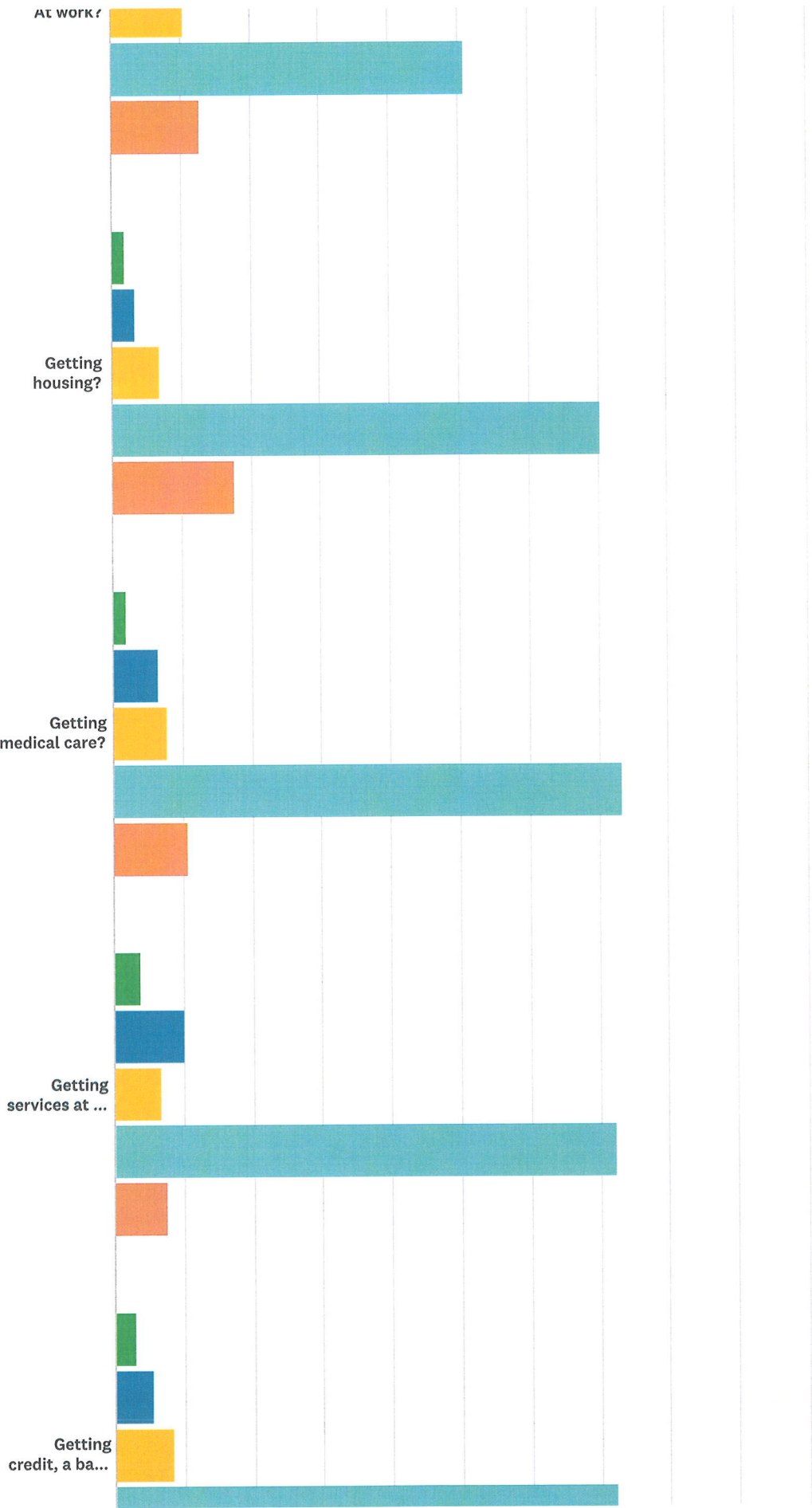
Answered: 137    Skipped: 677

Q19 Have you ever experienced discrimination, been prevented from doing something, or have been hassled or made to feel inferior in any of the following situations in Kankakee County? Please keep in mind that your responses are anonymous and cannot be linked to you in any way.

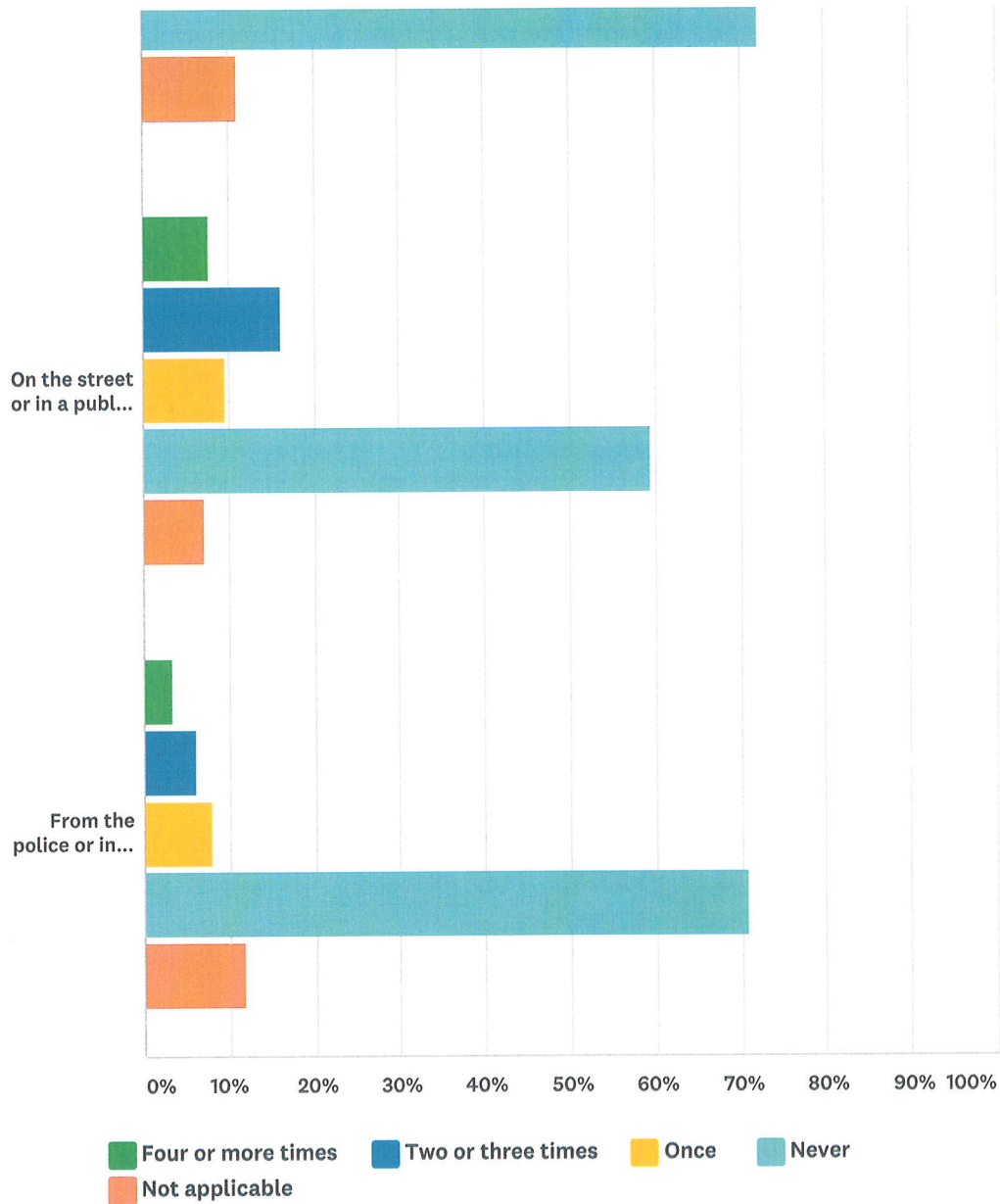
Answered: 653    Skipped: 161







# 2018 Kankakee County Community Assessment- All Survey Data Results (English, Spanish, and Targeted Samples)



	FOUR OR MORE TIMES	TWO OR THREE TIMES	ONCE	NEVER	NOT APPLICABLE	TOTAL
At School?	8.18% 53	10.65% 69	5.40% 35	43.06% 279	32.72% 212	648
Getting hired/ getting a job?	4.75% 31	9.97% 65	11.20% 73	57.98% 378	16.10% 105	652
At work?	9.97% 65	15.95% 104	10.43% 68	50.92% 332	12.73% 83	652
Getting housing?	1.86% 12	3.41% 22	6.81% 44	70.28% 454	17.65% 114	646
Getting medical care?	1.84% 12	6.45% 42	7.83% 51	73.12% 476	10.75% 70	651
Getting services at a store or restaurant?	3.68% 24	9.97% 65	6.75% 44	72.09% 470	7.52% 49	652
Getting credit, a bank loan, or a mortgage?	2.92% 19	5.38% 35	8.46% 55	72.15% 469	11.08% 72	650

## 2018 Kankakee County Community Assessment- All Survey Data Results (English, Spanish, and Targeted Samples)

On the street or in a public setting?	7.67% 50	16.10% 105	9.66% 63	59.36% 387	7.21% 47	652
From the police or in the court system?	3.38% 22	6.14% 40	7.99% 52	70.81% 461	11.67% 76	651

### Q20 Optional comments to help us understand your responses above

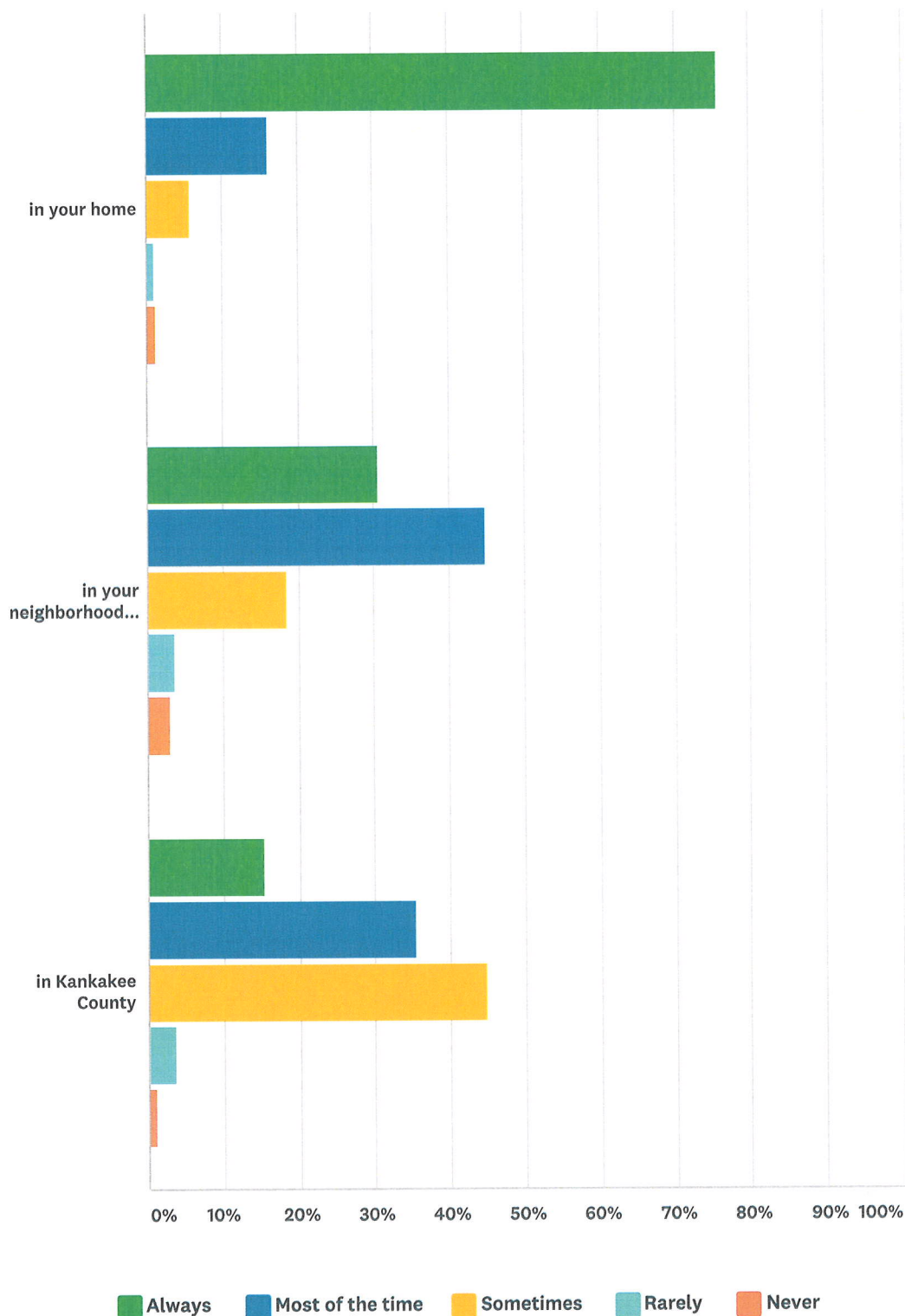
Answered: 98   Skipped: 716

### Q21 Residents have transportation (e.g. to buy food, get to appointments, get to work, get to a park/activity, etc.)...

Answered: 559   Skipped: 255



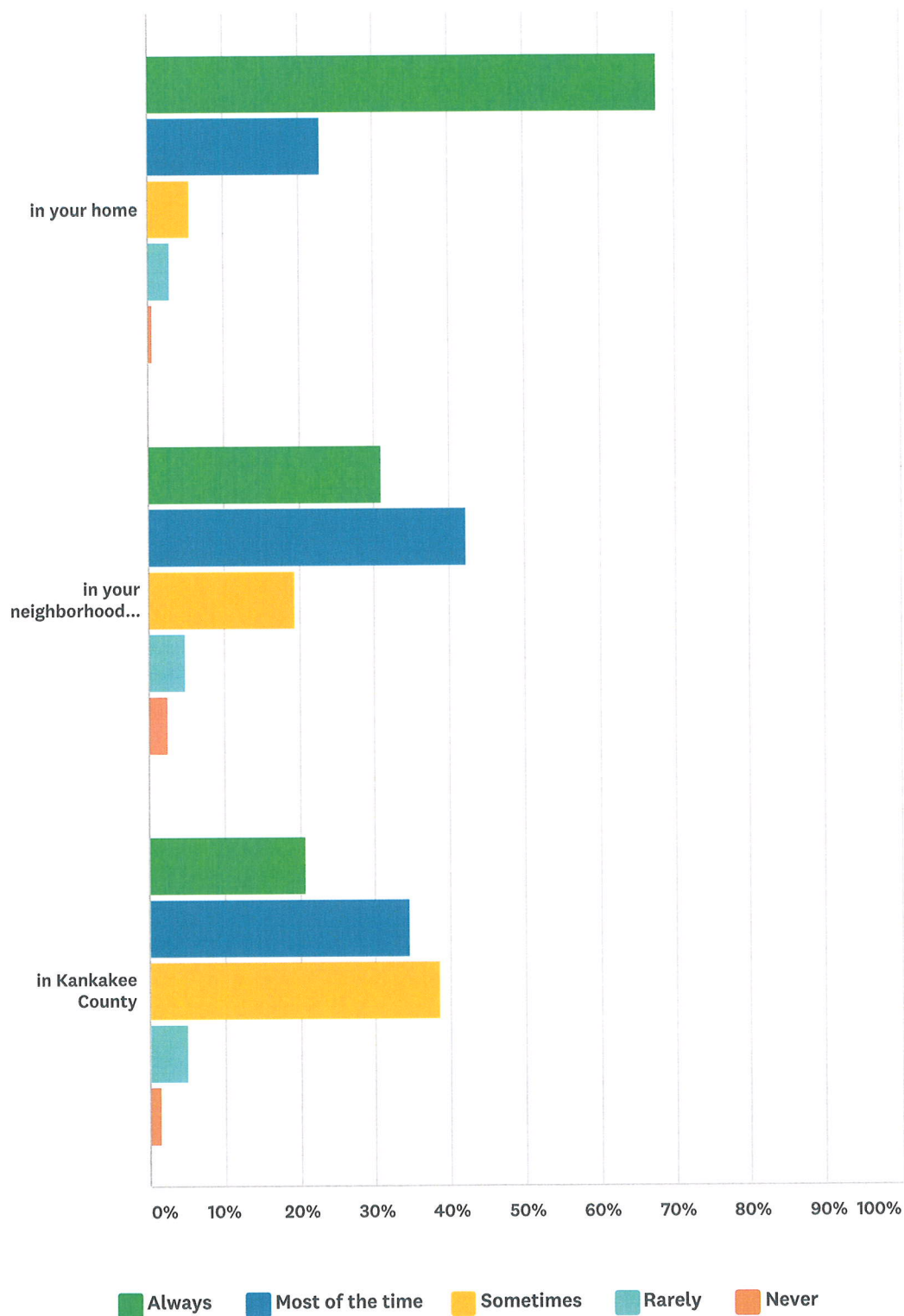
# 2018 Kankakee County Community Assessment- All Survey Data Results (English, Spanish, and Targeted Samples)



	ALWAYS	MOST OF THE TIME	SOMETIMES	RARELY	NEVER	TOTAL
in your home	75.67% 423	16.10% 90	5.90% 33	1.07% 6	1.25% 7	559
in your neighborhood/community	30.47% 167	44.71% 245	18.43% 101	3.47% 19	2.92% 16	548
in Kankakee County	15.27% 84	35.27% 194	44.73% 246	3.64% 20	1.09% 6	550

## Q22 Residents are able to access healthy food

Answered: 557 Skipped: 257



	ALWAYS	MOST OF THE TIME	SOMETIMES	RARELY	NEVER	TOTAL
in your home	67.81%	23.02%	5.58%	2.88%	0.72%	
	377	128	31	16	4	556

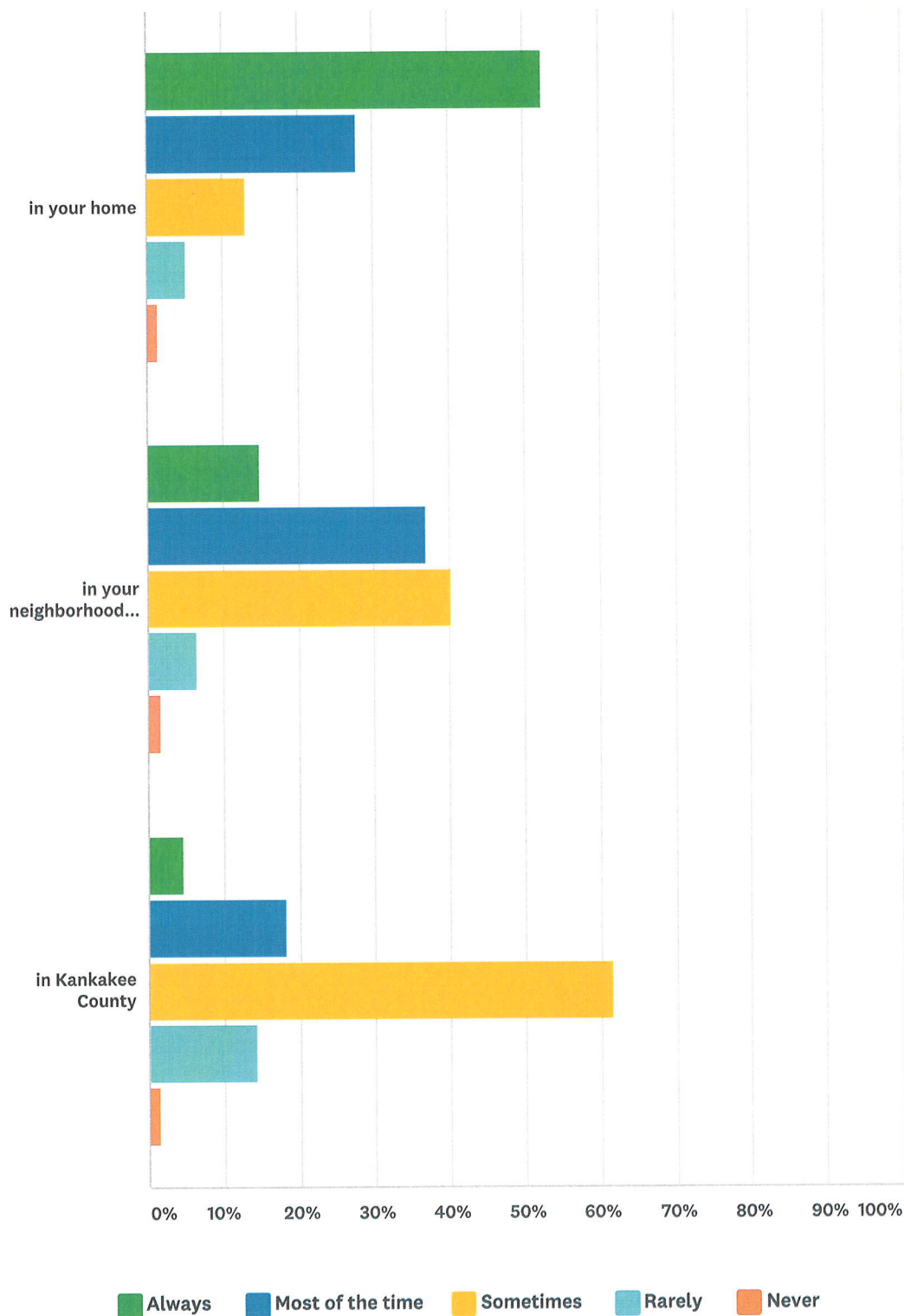
2018 Kankakee County Community Assessment- All Survey Data Results (English, Spanish, and Targeted Samples)

in your neighborhood/community	30.91% 170	42.36% 233	19.45% 107	4.73% 26	2.55% 14	550
in Kankakee County	20.77% 114	34.43% 189	38.43% 211	4.92% 27	1.46% 8	549

Q23 Residents are able to pay for healthcare (e.g. provider visit, medicine)

Answered: 559 Skipped: 255

# 2018 Kankakee County Community Assessment- All Survey Data Results (English, Spanish, and Targeted Samples)

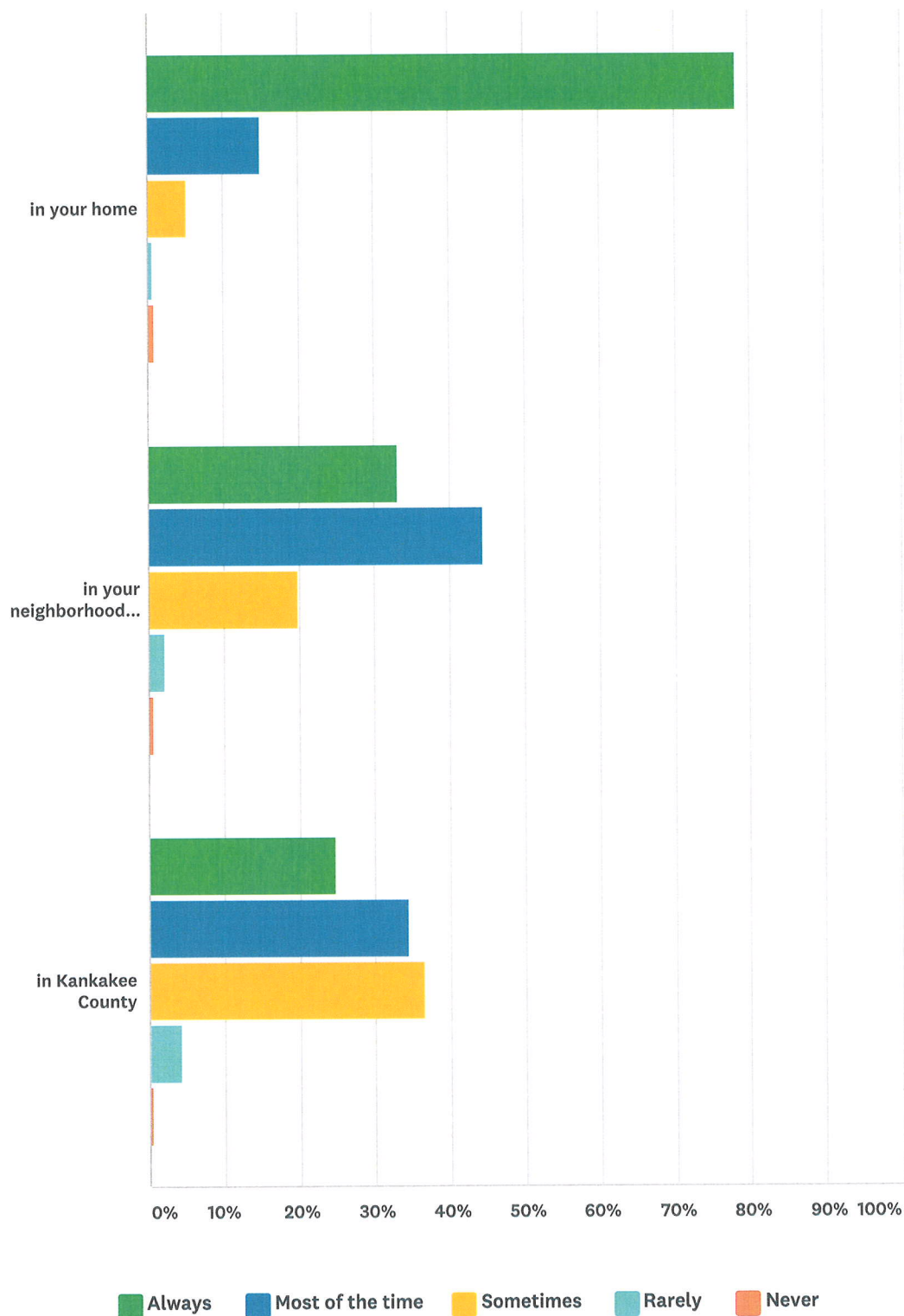


	ALWAYS	MOST OF THE TIME	SOMETIMES	RARELY	NEVER	TOTAL
in your home	52.51% 293	27.78% 155	13.08% 73	5.20% 29	1.43% 8	558
in your neighborhood/community	14.88% 82	36.84% 203	40.11% 221	6.53% 36	1.63% 9	551
in Kankakee County	4.57% 25	18.10% 99	61.61% 337	14.26% 78	1.46% 8	547



## Q24 Residents are able to obtain immunizations/ vaccinations

Answered: 560 Skipped: 254



	ALWAYS	MOST OF THE TIME	SOMETIMES	RARELY	NEVER	TOTAL
in your home	78.32% 437	15.05% 84	5.20% 29	0.54% 3	0.90% 5	558

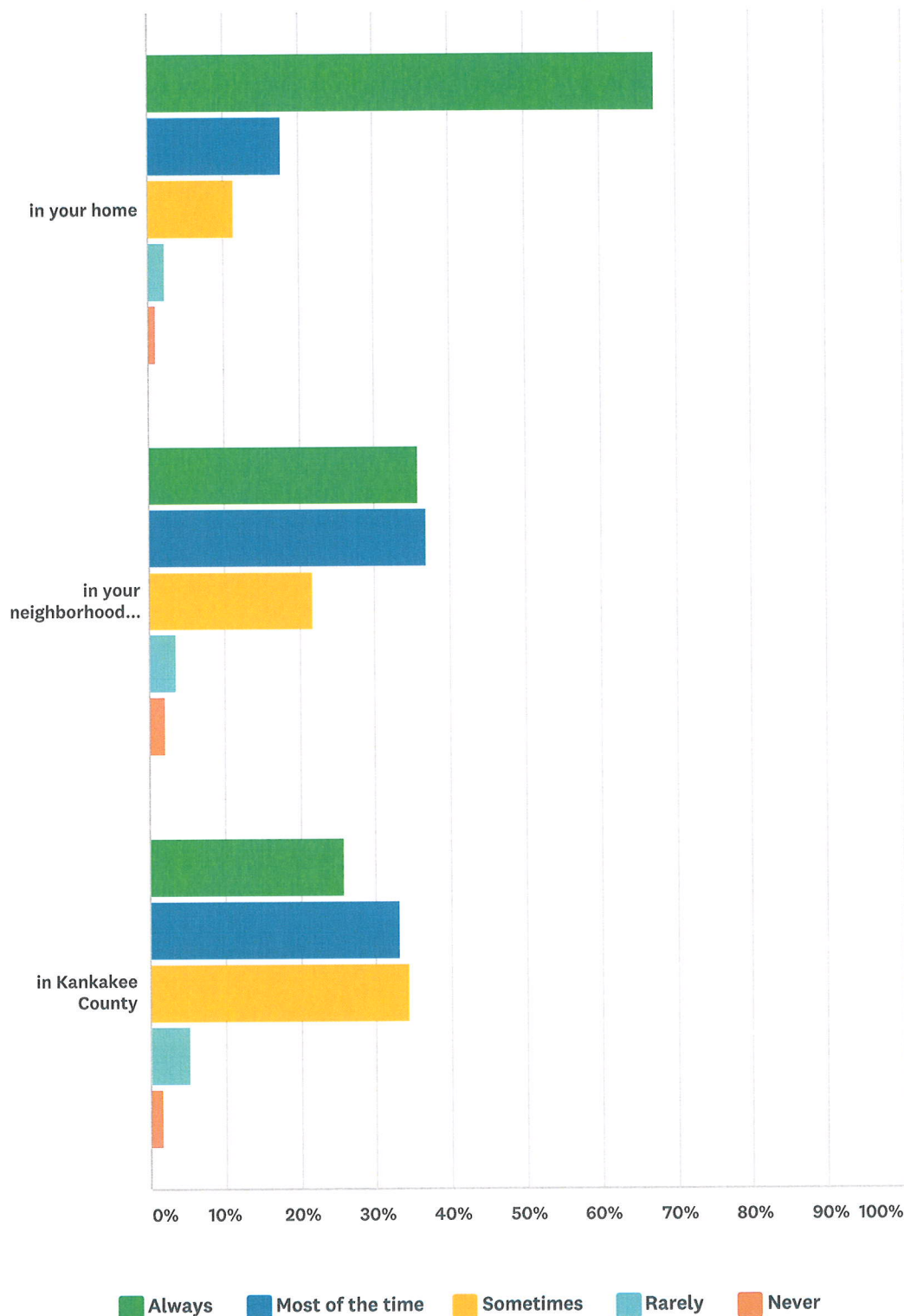
2018 Kankakee County Community Assessment- All Survey Data Results (English, Spanish, and Targeted Samples)

in your neighborhood/community	33.09% 182	44.36% 244	19.82% 109	2.00% 11	0.73% 4	550
in Kankakee County	24.73% 136	34.36% 189	36.36% 200	4.18% 23	0.36% 2	550

Q25 Residents are able to participate in recreational activities (e.g. visit parks, participate in organized activities, fishing, etc.)

Answered: 560 Skipped: 254

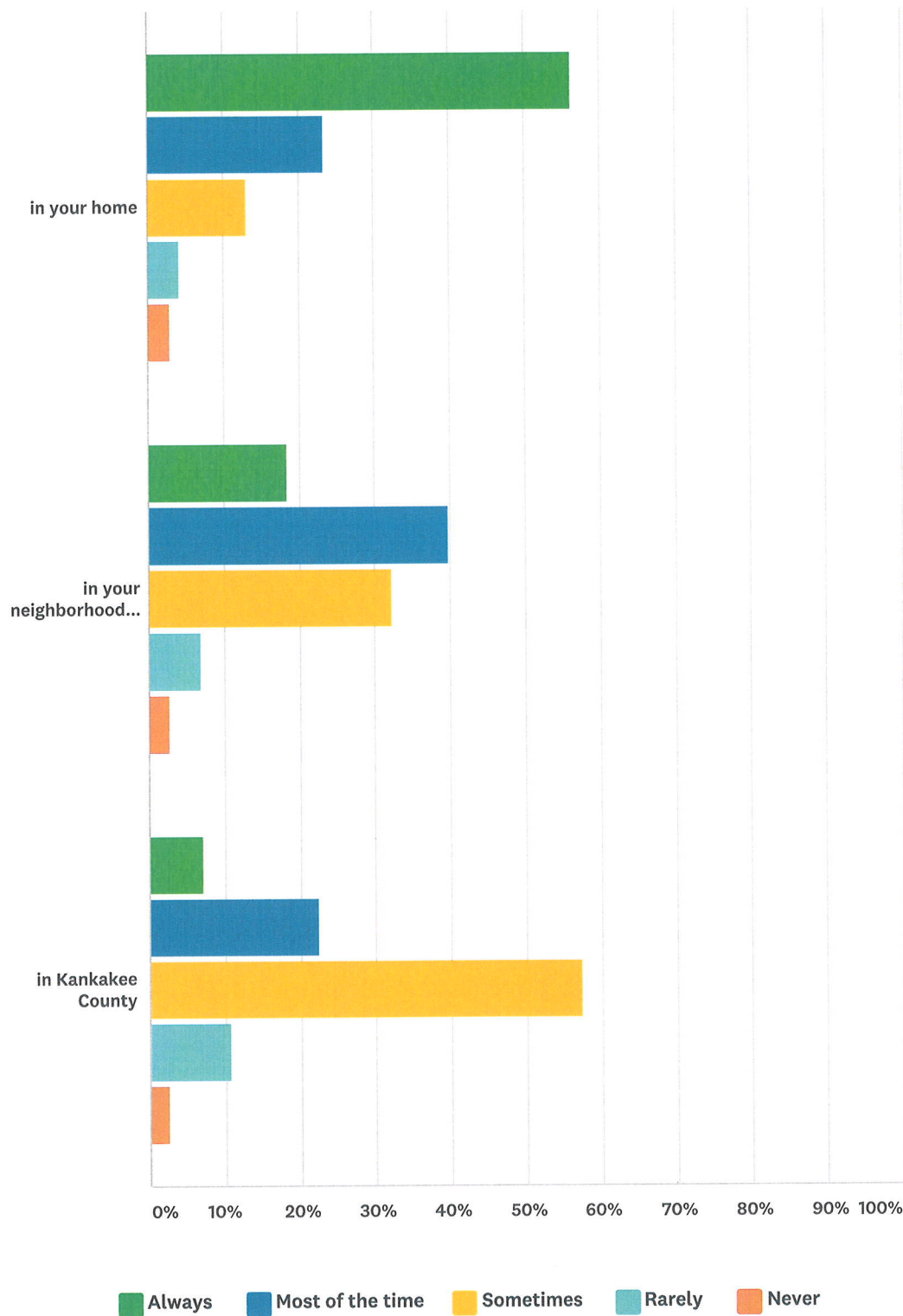
2018 Kankakee County Community Assessment- All Survey Data Results (English, Spanish, and Targeted Samples)



	ALWAYS	MOST OF THE TIME	SOMETIMES	RARELY	NEVER	TOTAL
in your home	67.32% 375	17.77% 99	11.49% 64	2.33% 13	1.08% 6	557
in your neighborhood/community	35.87% 198	36.78% 203	21.74% 120	3.62% 20	1.99% 11	552
in Kankakee County	25.81% 143	33.03% 183	34.30% 190	5.23% 29	1.62% 9	554

## Q26 Residents are able to live in affordable housing...

Answered: 559 Skipped: 255



	ALWAYS	MOST OF THE TIME	SOMETIMES	RARELY	NEVER	TOTAL
in your home	56.37% 314	23.52% 131	13.11% 73	4.13% 23	2.87% 16	557



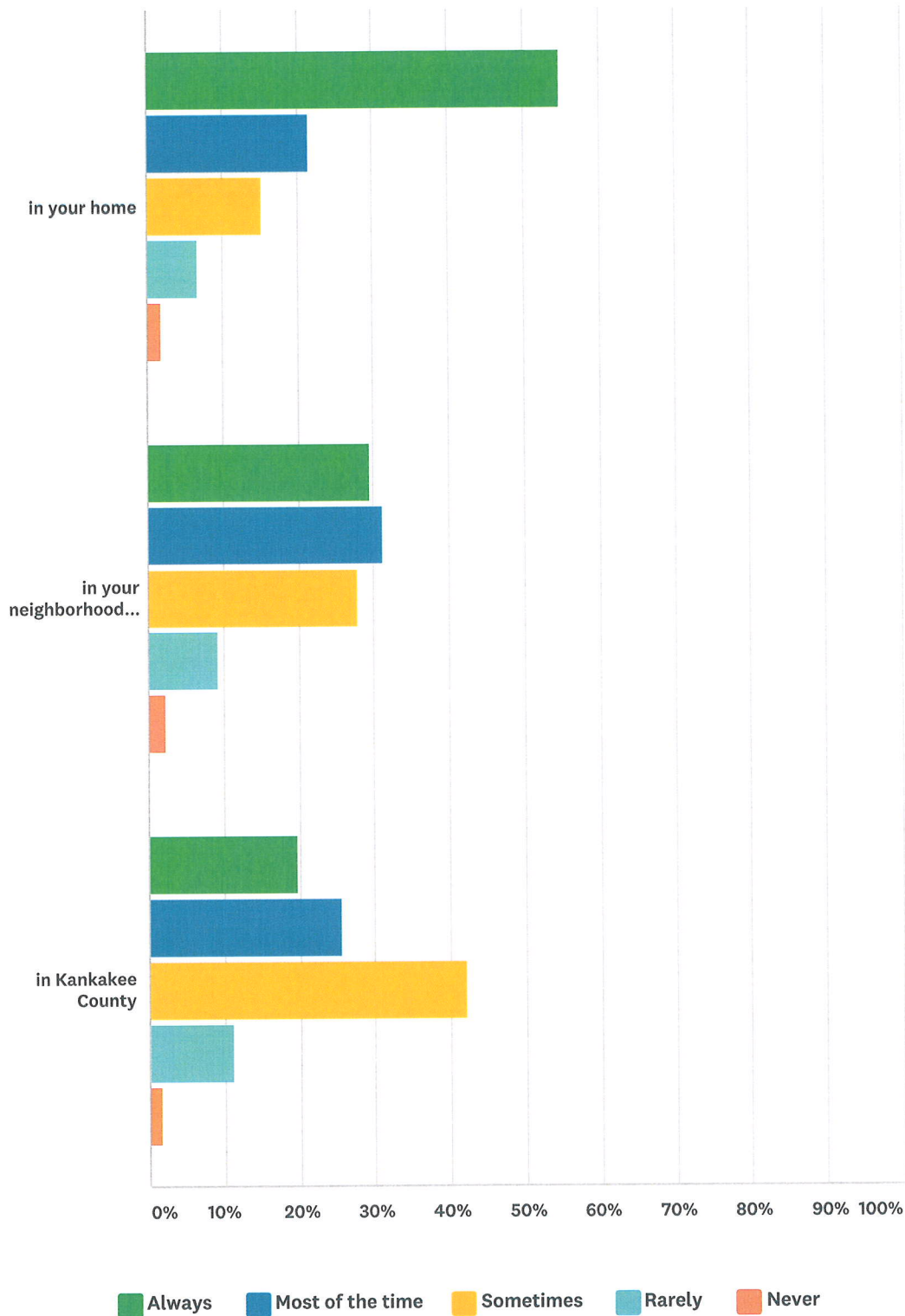
## 2018 Kankakee County Community Assessment- All Survey Data Results (English, Spanish, and Targeted Samples)

in your neighborhood/community	18.43% 101	39.78% 218	32.12% 176	6.93% 38	2.74% 15	548
in Kankakee County	7.12% 39	22.45% 123	57.30% 314	10.58% 58	2.55% 14	548

### Q27 Residents are able to participate in arts, culture, and community events...

Answered: 560 Skipped: 254

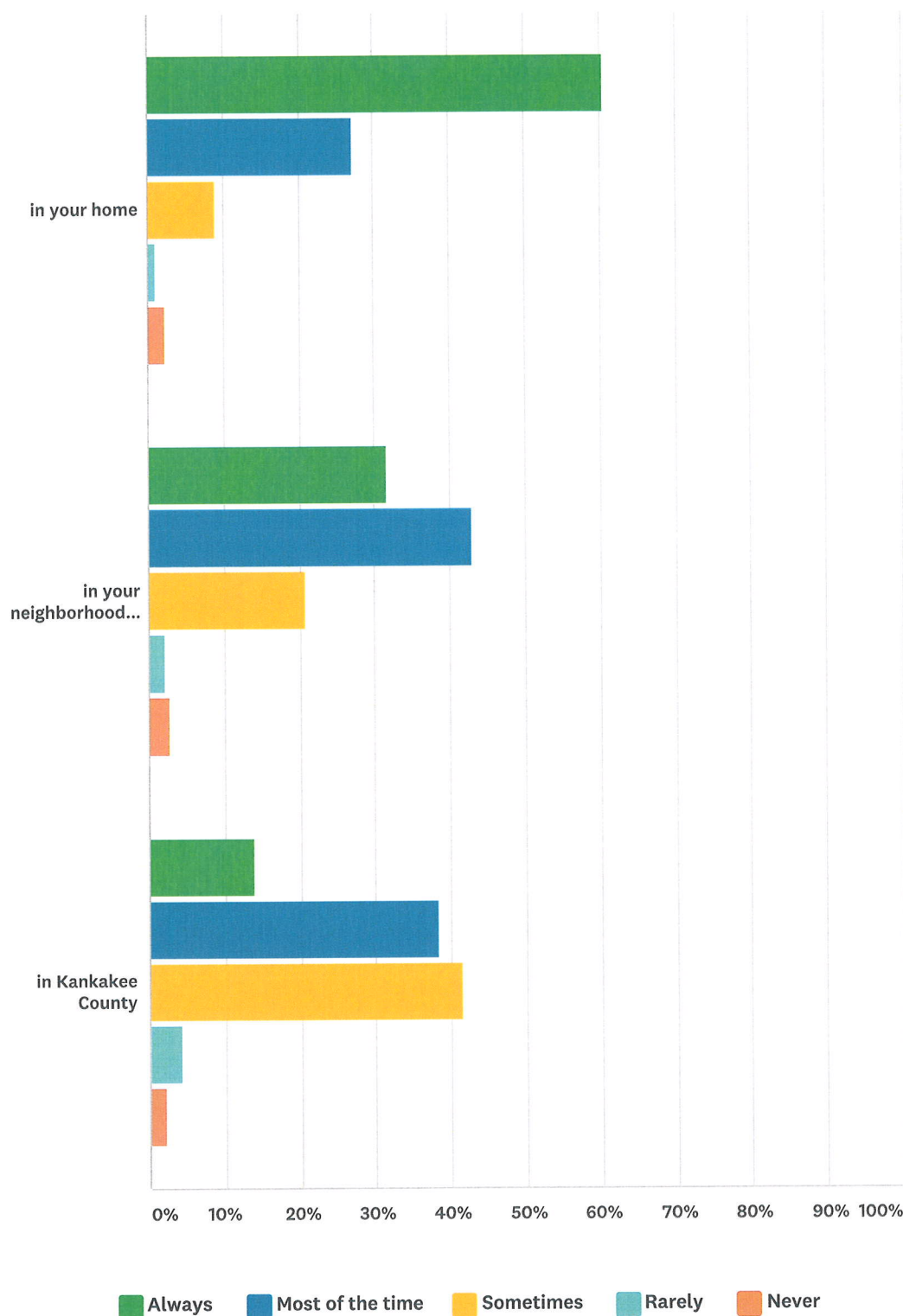
2018 Kankakee County Community Assessment- All Survey Data Results (English, Spanish, and Targeted Samples)



	ALWAYS	MOST OF THE TIME	SOMETIMES	RARELY	NEVER	TOTAL
in your home	54.74% 306	21.47% 120	15.21% 85	6.80% 38	1.79% 10	559
in your neighborhood/community	29.45% 162	31.09% 171	27.82% 153	9.27% 51	2.36% 13	550
in Kankakee County	19.67% 108	25.50% 140	42.08% 231	11.11% 61	1.64% 9	549

## Q28 Residents live in a clean environment (e.g. air, land, water)...

Answered: 561 Skipped: 253



	ALWAYS	MOST OF THE TIME	SOMETIMES	RARELY	NEVER	TOTAL
in your home	60.43% 339	27.27% 153	8.91% 50	1.07% 6	2.32% 13	561

## 2018 Kankakee County Community Assessment- All Survey Data Results (English, Spanish, and Targeted Samples)

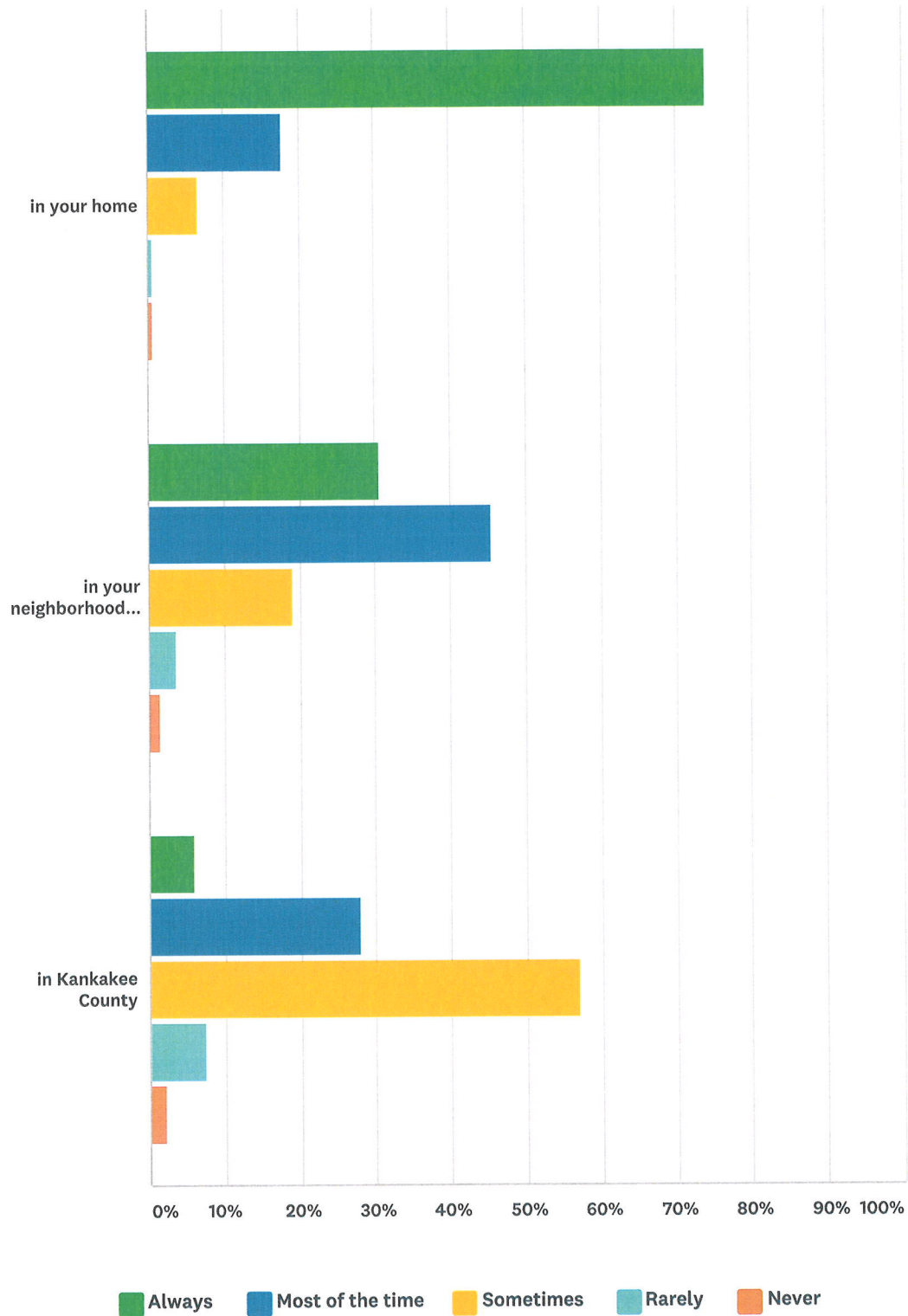
in your neighborhood/community	31.54% 176	42.83% 239	20.79% 116	2.15% 12	2.69% 15	558
in Kankakee County	13.90% 77	38.27% 212	41.52% 230	4.15% 23	2.17% 12	554

### Q29 Residents live in a family-friendly environment...

Answered: 560 Skipped: 254



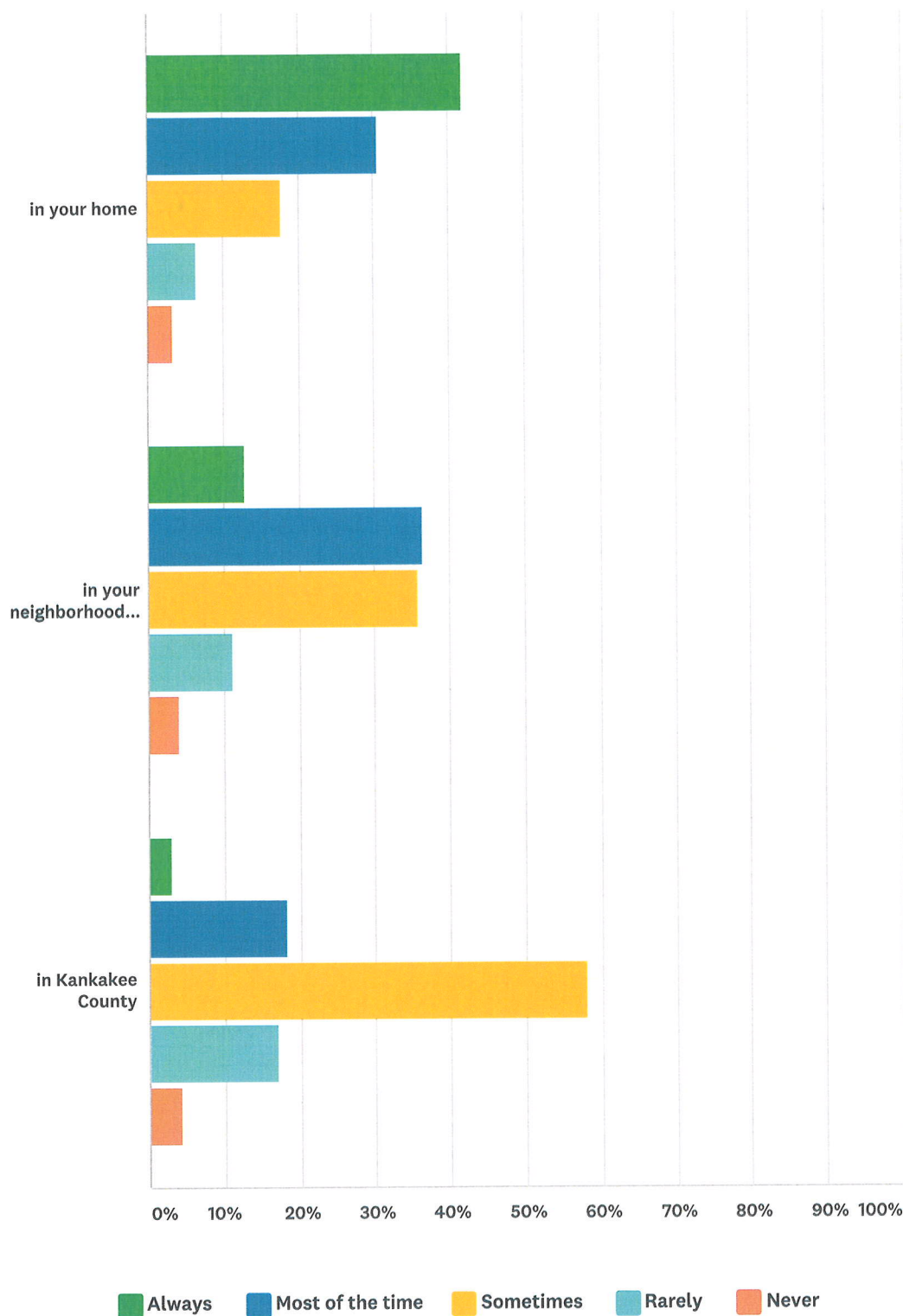
# 2018 Kankakee County Community Assessment- All Survey Data Results (English, Spanish, and Targeted Samples)



	ALWAYS	MOST OF THE TIME	SOMETIMES	RARELY	NEVER	TOTAL
in your home	74.06% 414	17.71% 99	6.80% 38	0.72% 4	0.72% 4	559
in your neighborhood/community	30.52% 170	45.42% 253	19.03% 106	3.59% 20	1.44% 8	557
in Kankakee County	5.79% 32	27.85% 154	56.96% 315	7.23% 40	2.17% 12	553

## Q30 Residents are able to find good jobs and live in a healthy economy...

Answered: 561 Skipped: 253



	ALWAYS	MOST OF THE TIME	SOMETIMES	RARELY	NEVER	TOTAL
in your home	41.83% 233	30.52% 170	17.77% 99	6.46% 36	3.41% 19	557

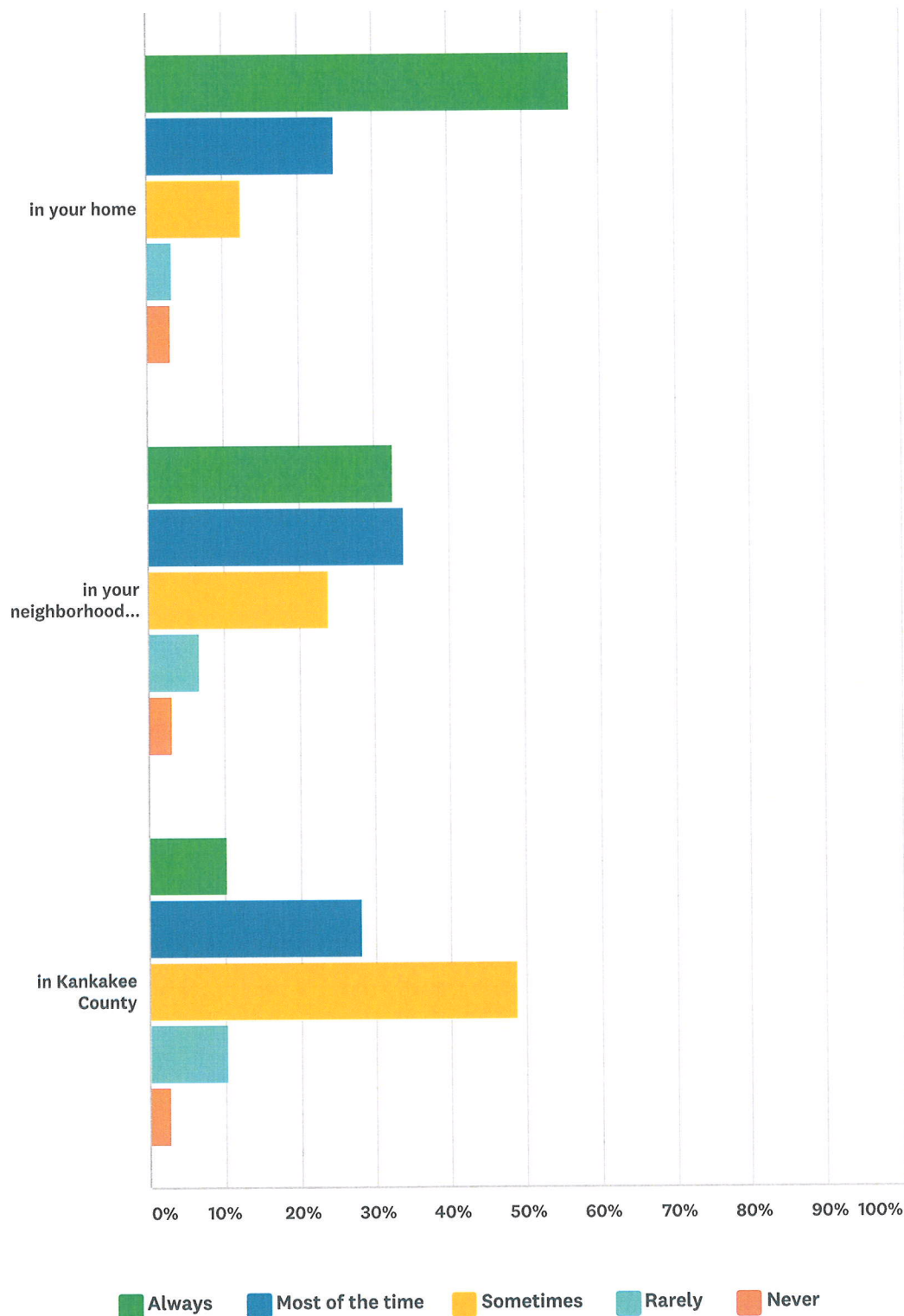
## 2018 Kankakee County Community Assessment- All Survey Data Results (English, Spanish, and Targeted Samples)

in your neighborhood/community	12.68% 70	36.41% 201	35.87% 198	11.05% 61	3.99% 22	552
in Kankakee County	2.90% 16	18.15% 100	57.89% 319	16.88% 93	4.17% 23	551

### Q31 Residents are able to go to good schools...

Answered: 557 Skipped: 257

# 2018 Kankakee County Community Assessment- All Survey Data Results (English, Spanish, and Targeted Samples)

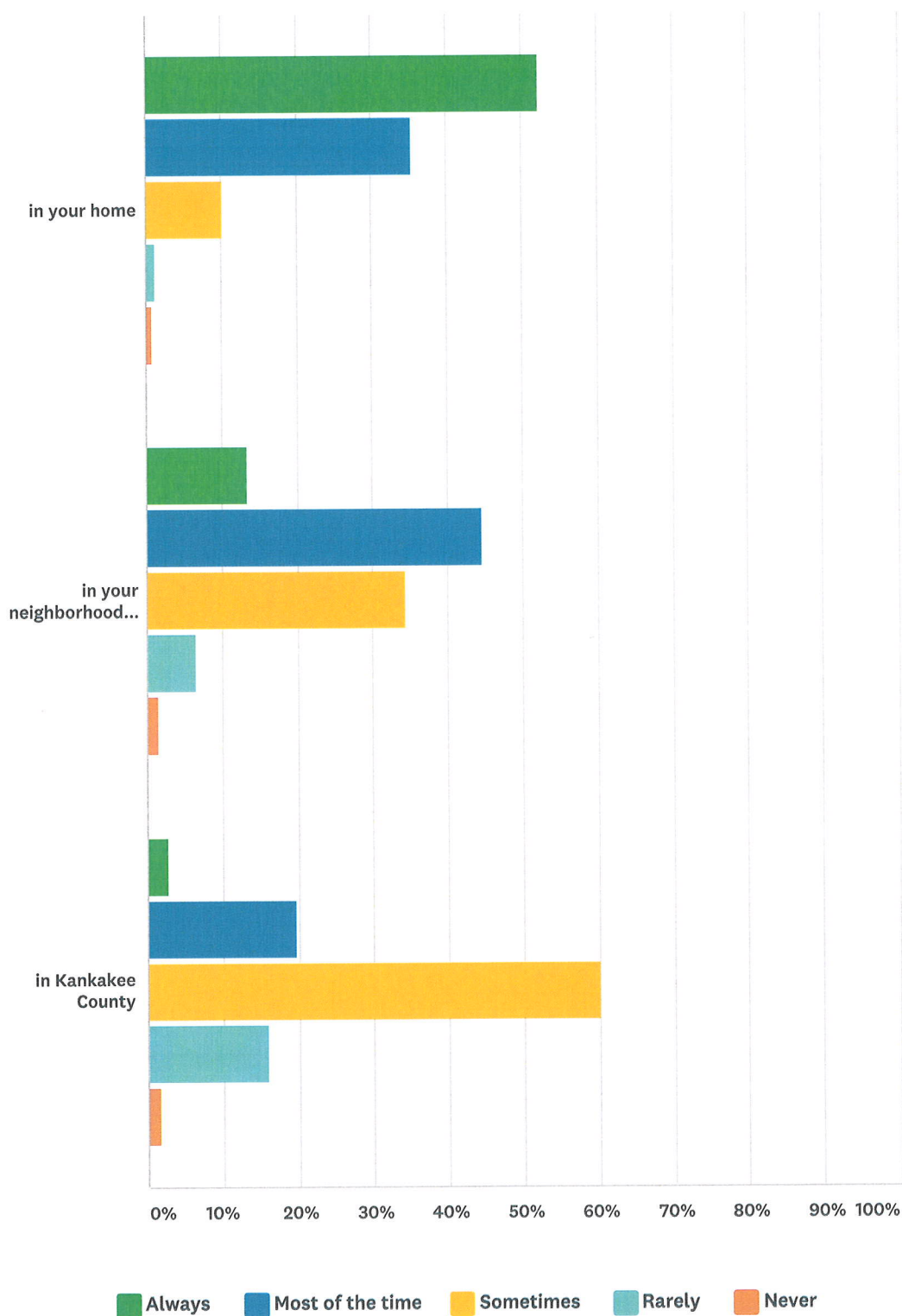


	ALWAYS	MOST OF THE TIME	SOMETIMES	RARELY	NEVER	TOTAL
in your home	56.24% 311	24.95% 138	12.48% 69	3.25% 18	3.07% 17	553
in your neighborhood/community	32.49% 179	33.94% 187	23.77% 131	6.72% 37	3.09% 17	551
in Kankakee County	10.16% 56	27.95% 154	48.82% 269	10.34% 57	2.72% 15	551



## Q32 Adult residents practice healthy behaviors and lifestyles...

Answered: 556 Skipped: 258



	ALWAYS	MOST OF THE TIME	SOMETIMES	RARELY	NEVER	TOTAL
in your home	52.25% 290	35.32% 196	10.27% 57	1.26% 7	0.90% 5	555

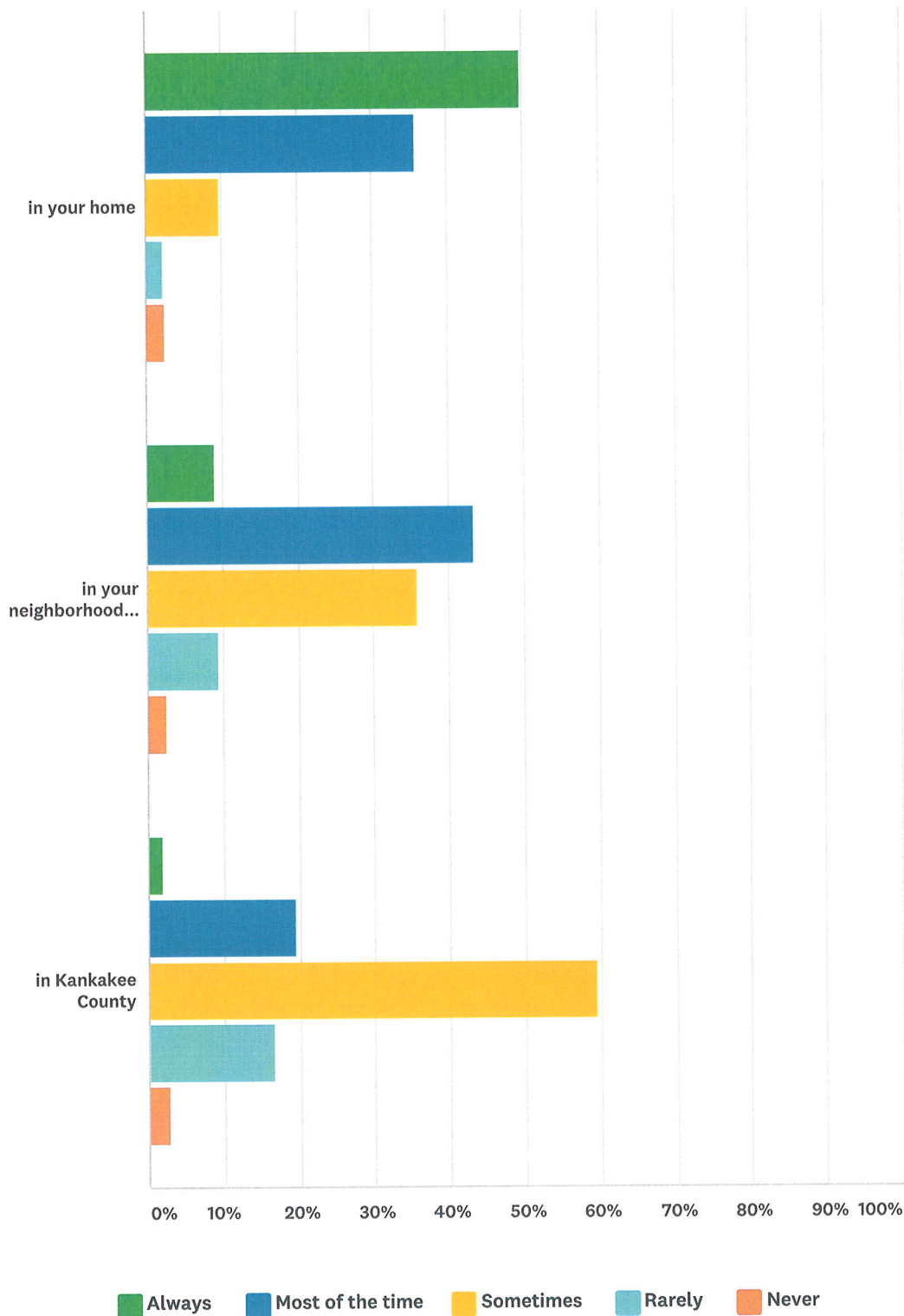
## 2018 Kankakee County Community Assessment- All Survey Data Results (English, Spanish, and Targeted Samples)

in your neighborhood/community	13.37% 73	44.51% 243	34.25% 187	6.41% 35	1.47% 8	546
in Kankakee County	2.74% 15	19.56% 107	60.15% 329	15.90% 87	1.65% 9	547

### Q33 Youth (under 18 years of age) residents practice healthy behaviors and lifestyles...

Answered: 541 Skipped: 273

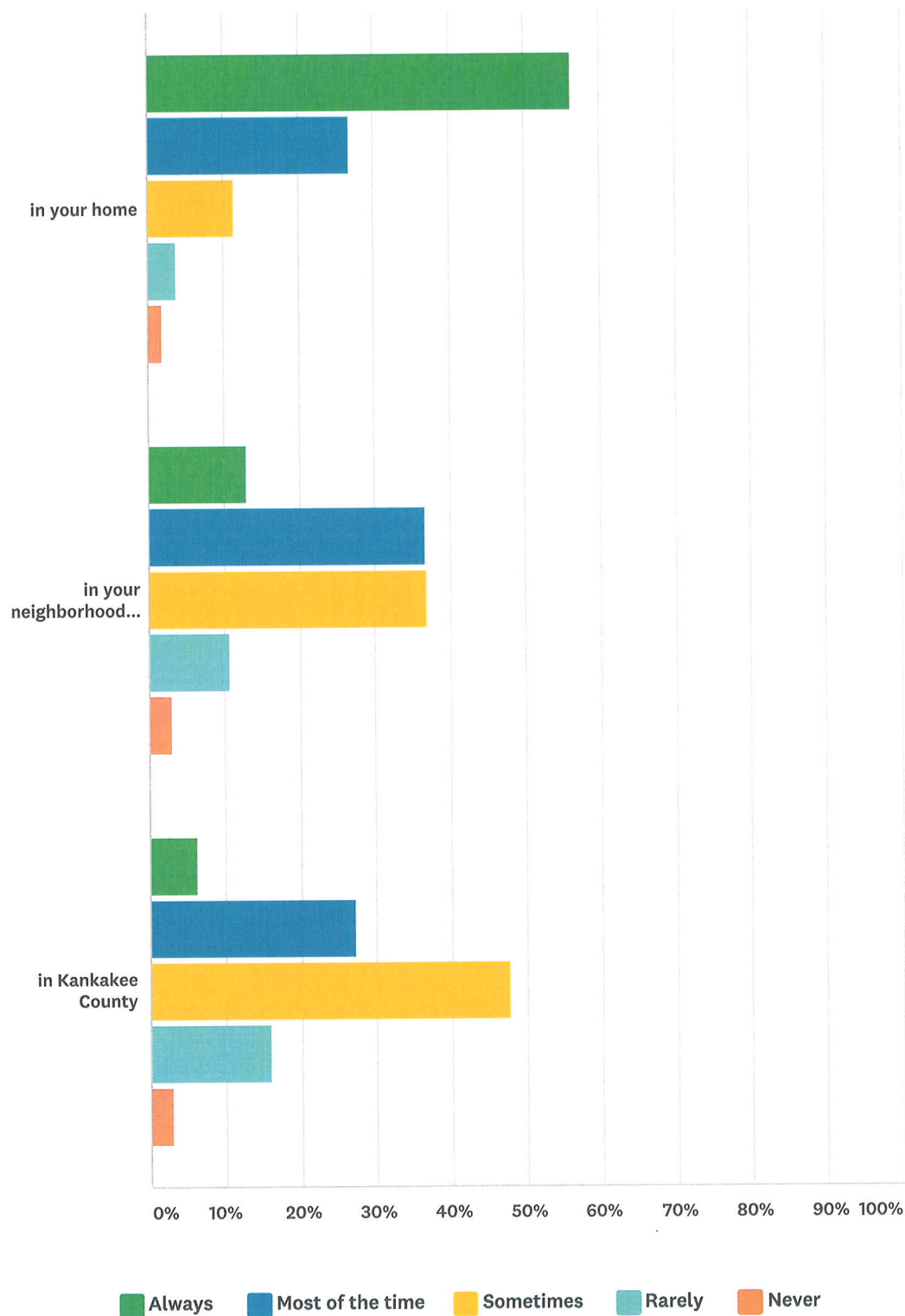
# 2018 Kankakee County Community Assessment- All Survey Data Results (English, Spanish, and Targeted Samples)



	ALWAYS	MOST OF THE TIME	SOMETIMES	RARELY	NEVER	TOTAL
in your home	49.71% 260	35.76% 187	9.75% 51	2.29% 12	2.49% 13	523
in your neighborhood/community	9.01% 48	43.34% 231	35.83% 191	9.38% 50	2.44% 13	533
in Kankakee County	1.88% 10	19.51% 104	59.47% 317	16.51% 88	2.63% 14	533

## Q34 Residents find importance in racial/ ethnic diversity...

Answered: 550 Skipped: 264



	ALWAYS	MOST OF THE TIME	SOMETIMES	RARELY	NEVER	TOTAL
in your home	56.23% 307	26.74% 146	11.54% 63	3.66% 20	1.83% 10	546



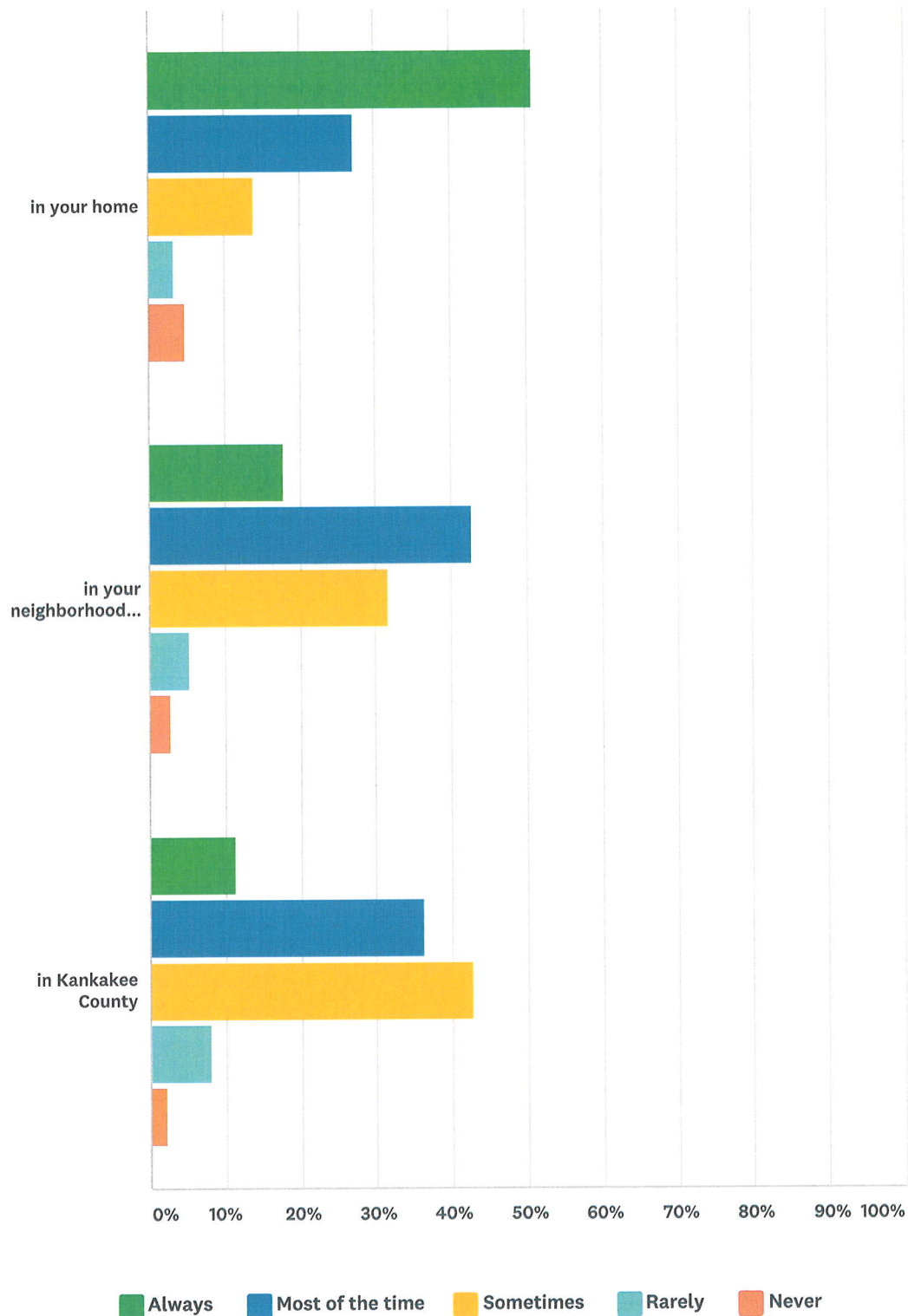
## 2018 Kankakee County Community Assessment- All Survey Data Results (English, Spanish, and Targeted Samples)

in your neighborhood/community	12.92% 70	36.53% 198	36.90% 200	10.70% 58	2.95% 16	542
in Kankakee County	6.25% 34	27.21% 148	47.79% 260	15.81% 86	2.94% 16	544

### Q35 Residents with disabilities have access to services...

Answered: 544 Skipped: 270

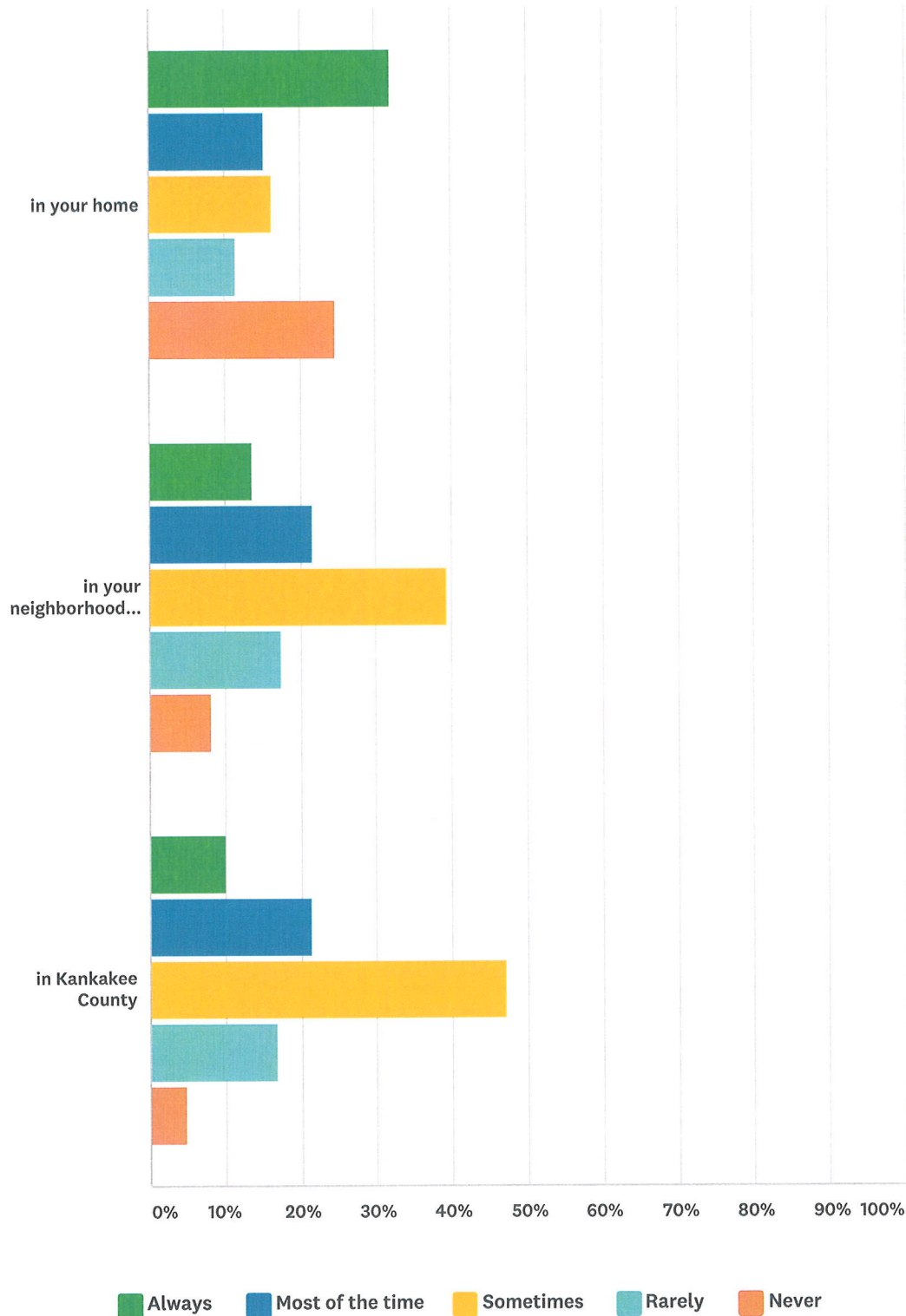
# 2018 Kankakee County Community Assessment- All Survey Data Results (English, Spanish, and Targeted Samples)



	ALWAYS	MOST OF THE TIME	SOMETIMES	RARELY	NEVER	TOTAL
in your home	50.76% 266	27.10% 142	13.93% 73	3.44% 18	4.77% 25	524
in your neighborhood/community	17.81% 96	42.67% 230	31.54% 170	5.19% 28	2.78% 15	539
in Kankakee County	11.30% 61	36.11% 195	42.59% 230	7.96% 43	2.04% 11	540

## Q36 Residents have access to interpreter services (both foreign language and sign language interpreters)...

Answered: 527 Skipped: 287



	ALWAYS	MOST OF THE TIME	SOMETIMES	RARELY	NEVER	TOTAL
--	--------	------------------	-----------	--------	-------	-------

## 2018 Kankakee County Community Assessment- All Survey Data Results (English, Spanish, and Targeted Samples)

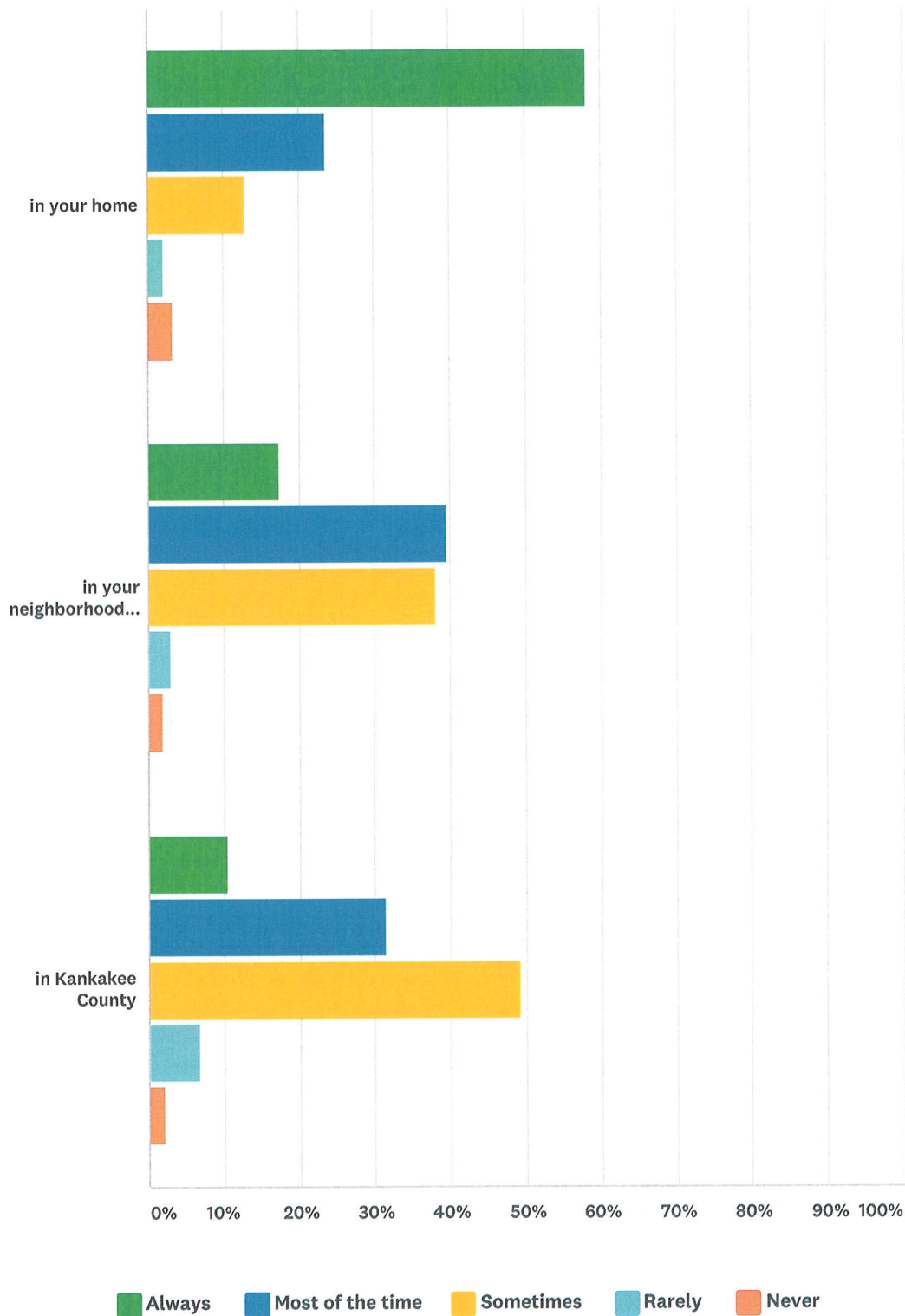
in your home	32.07% 161	15.34% 77	16.33% 82	11.55% 58	24.70% 124	502
in your neighborhood/community	13.62% 70	21.60% 111	39.30% 202	17.32% 89	8.17% 42	514
in Kankakee County	10.13% 53	21.41% 112	47.04% 246	16.63% 87	4.78% 25	523

### Q37 Residents find importance in religious or spiritual values...

Answered: 545 Skipped: 269



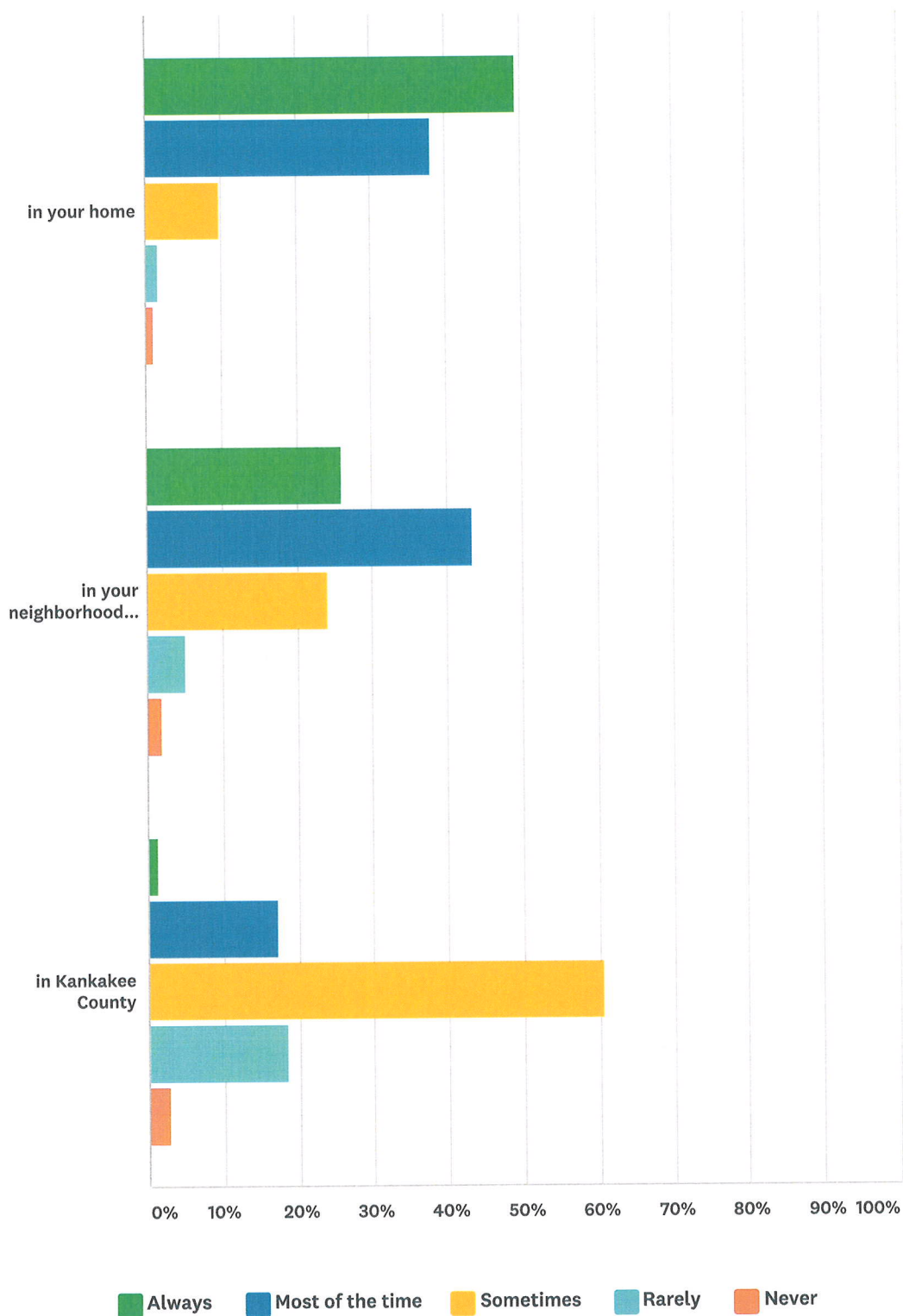
# 2018 Kankakee County Community Assessment- All Survey Data Results (English, Spanish, and Targeted Samples)



	ALWAYS	MOST OF THE TIME	SOMETIMES	RARELY	NEVER	TOTAL
in your home	58.09% 316	23.71% 129	12.87% 70	2.02% 11	3.31% 18	544
in your neighborhood/community	17.45% 93	39.59% 211	38.09% 203	3.00% 16	1.88% 10	533
in Kankakee County	10.55% 56	31.45% 167	49.15% 261	6.78% 36	2.07% 11	531

## Q38 Residents live in a safe neighborhood...

Answered: 553 Skipped: 261



	ALWAYS	MOST OF THE TIME	SOMETIMES	RARELY	NEVER	TOTAL
in your home	49.37% 273	38.16% 211	9.76% 54	1.63% 9	1.08% 6	553

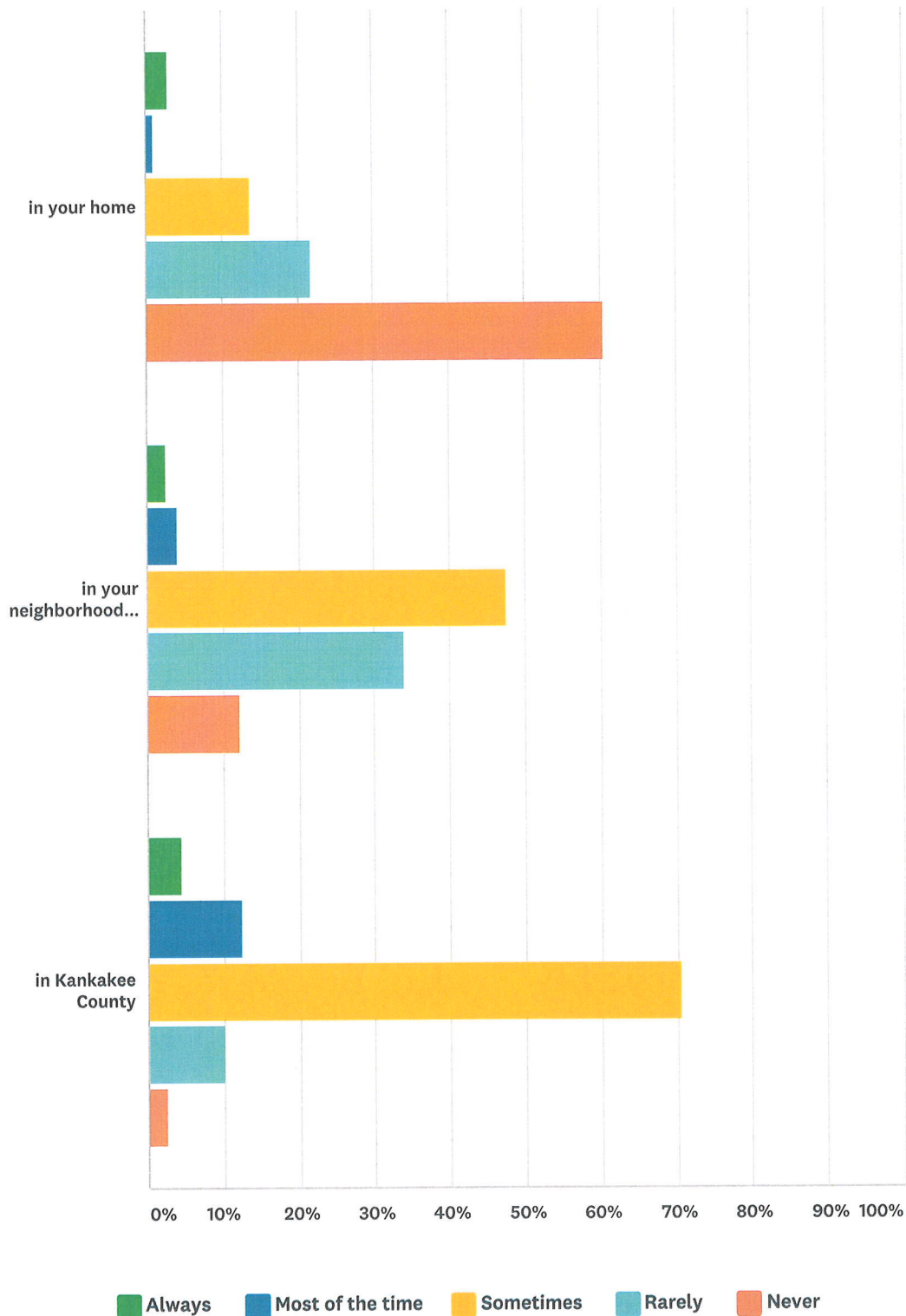
## 2018 Kankakee County Community Assessment- All Survey Data Results (English, Spanish, and Targeted Samples)

in your neighborhood/community	25.87% 142	43.35% 238	24.04% 132	4.92% 27	1.82% 10	549
in Kankakee County	1.29% 7	17.10% 93	60.48% 329	18.38% 100	2.76% 15	544

### Q39 Residents experience discrimination...

Answered: 547   Skipped: 267

2018 Kankakee County Community Assessment- All Survey Data Results (English, Spanish, and Targeted Samples)



	ALWAYS	MOST OF THE TIME	SOMETIMES	RARELY	NEVER	TOTAL
in your home	2.94% 16	1.10% 6	13.79% 75	21.69% 118	60.48% 329	544
in your neighborhood/community	2.61% 14	3.92% 21	47.39% 254	33.96% 182	12.13% 65	536
in Kankakee County	4.47% 24	12.29% 66	70.58% 379	10.06% 54	2.61% 14	537



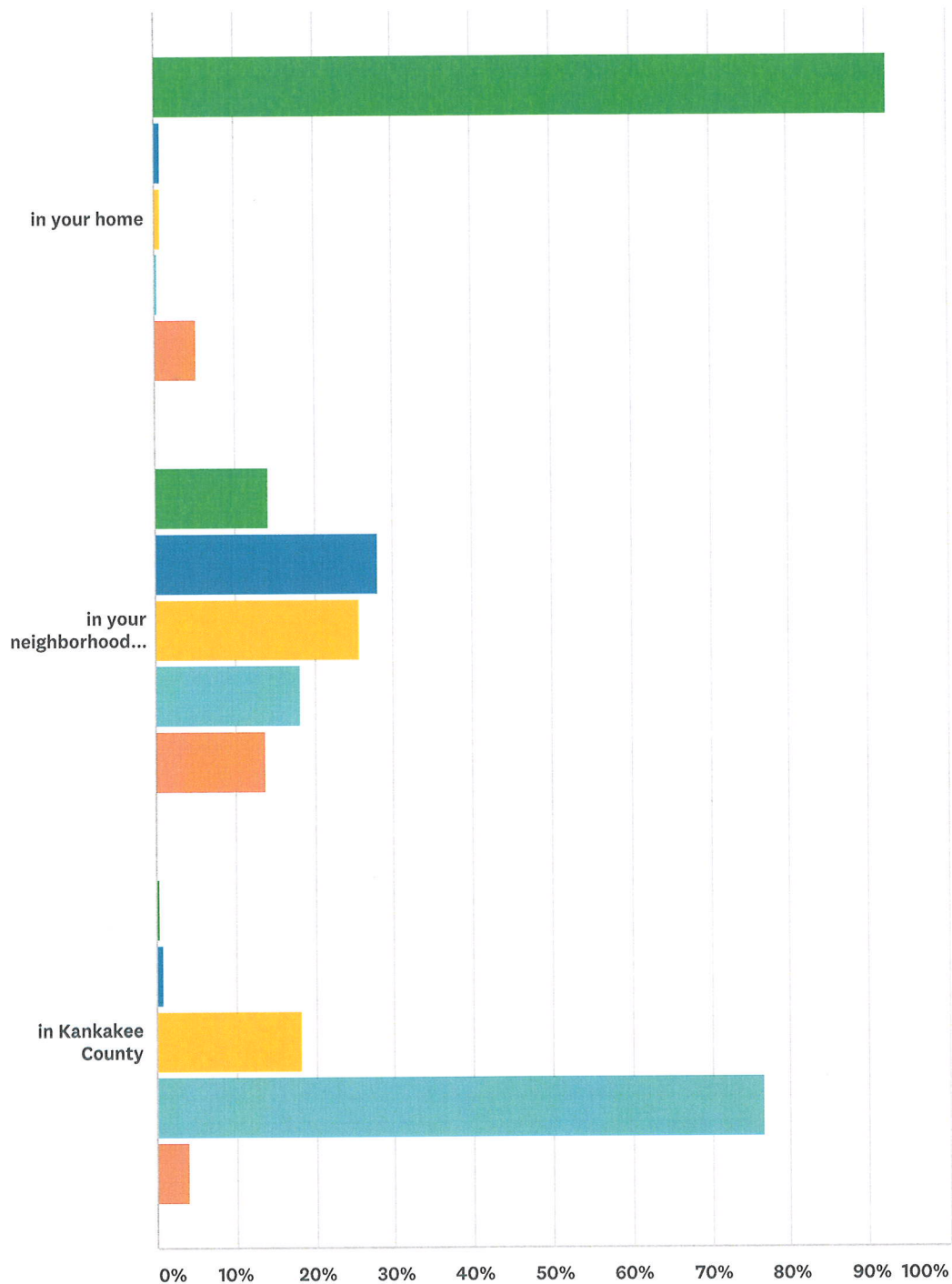
## Q40 Optional Comments to help explain your responses above

Answered: 80   Skipped: 734

## Q41 Illegal drug abuse...

Answered: 541   Skipped: 273

# 2018 Kankakee County Community Assessment- All Survey Data Results (English, Spanish, and Targeted Samples)



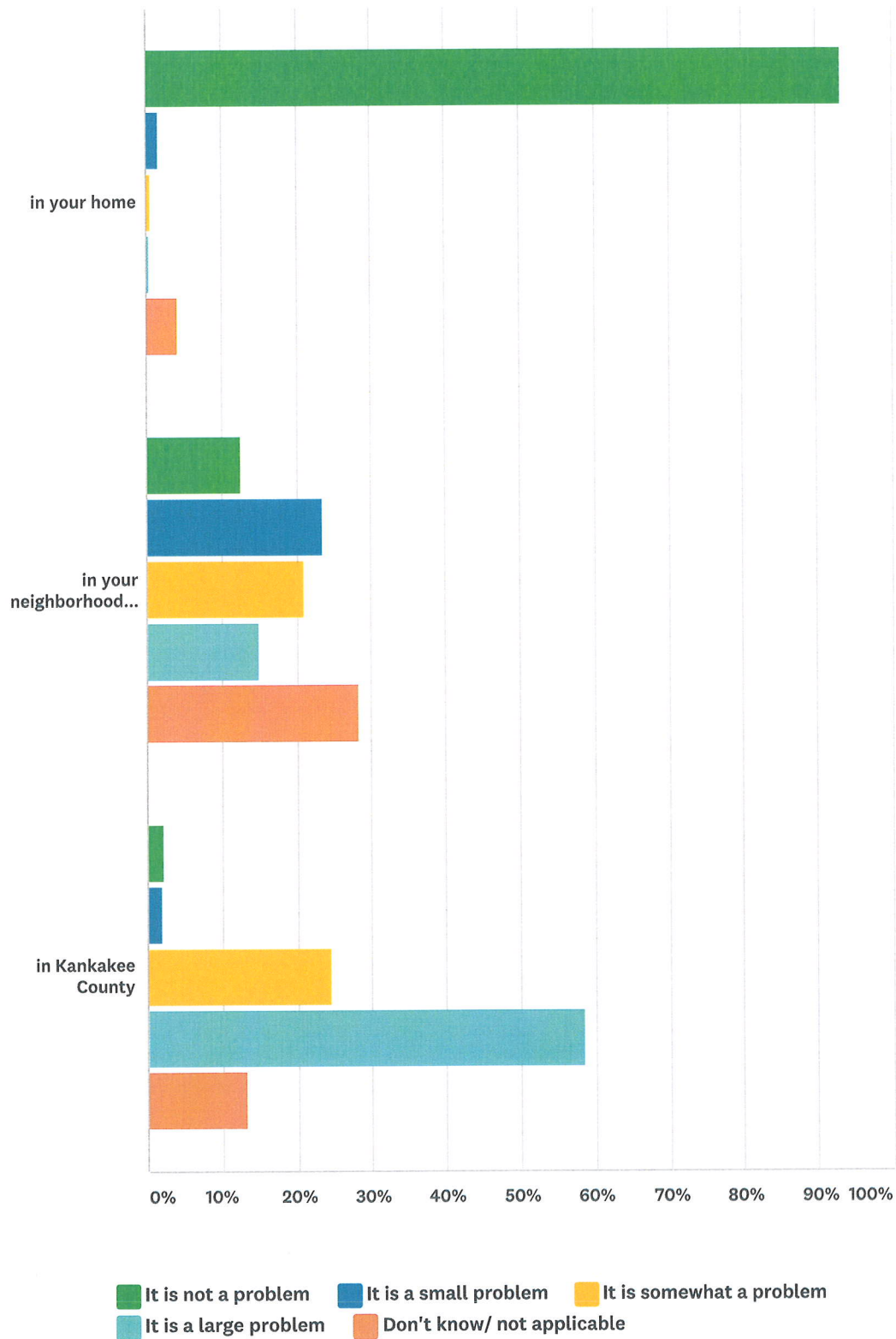
■ It is not a problem   
 ■ It is a small problem   
 ■ It is somewhat a problem  
■ It is a large problem   
 ■ Don't know/ not applicable

	IT IS NOT A PROBLEM	IT IS A SMALL PROBLEM	IT IS SOMEWHAT A PROBLEM	IT IS A LARGE PROBLEM	DON'T KNOW/ NOT APPLICABLE	TOTAL
in your home	92.74% 498	0.74% 4	0.93% 5	0.37% 2	5.21% 28	537
in your neighborhood/community	14.23% 76	28.09% 150	25.66% 137	18.16% 97	13.86% 74	534

in Kankakee County	0.37%	0.93%	18.13%	76.64%	3.93%	
	2	5	97	410	21	535

## Q42 Prescripton drug abuse...

Answered: 540 Skipped: 274



2018 Kankakee County Community Assessment- All Survey Data Results (English, Spanish, and Targeted Samples)

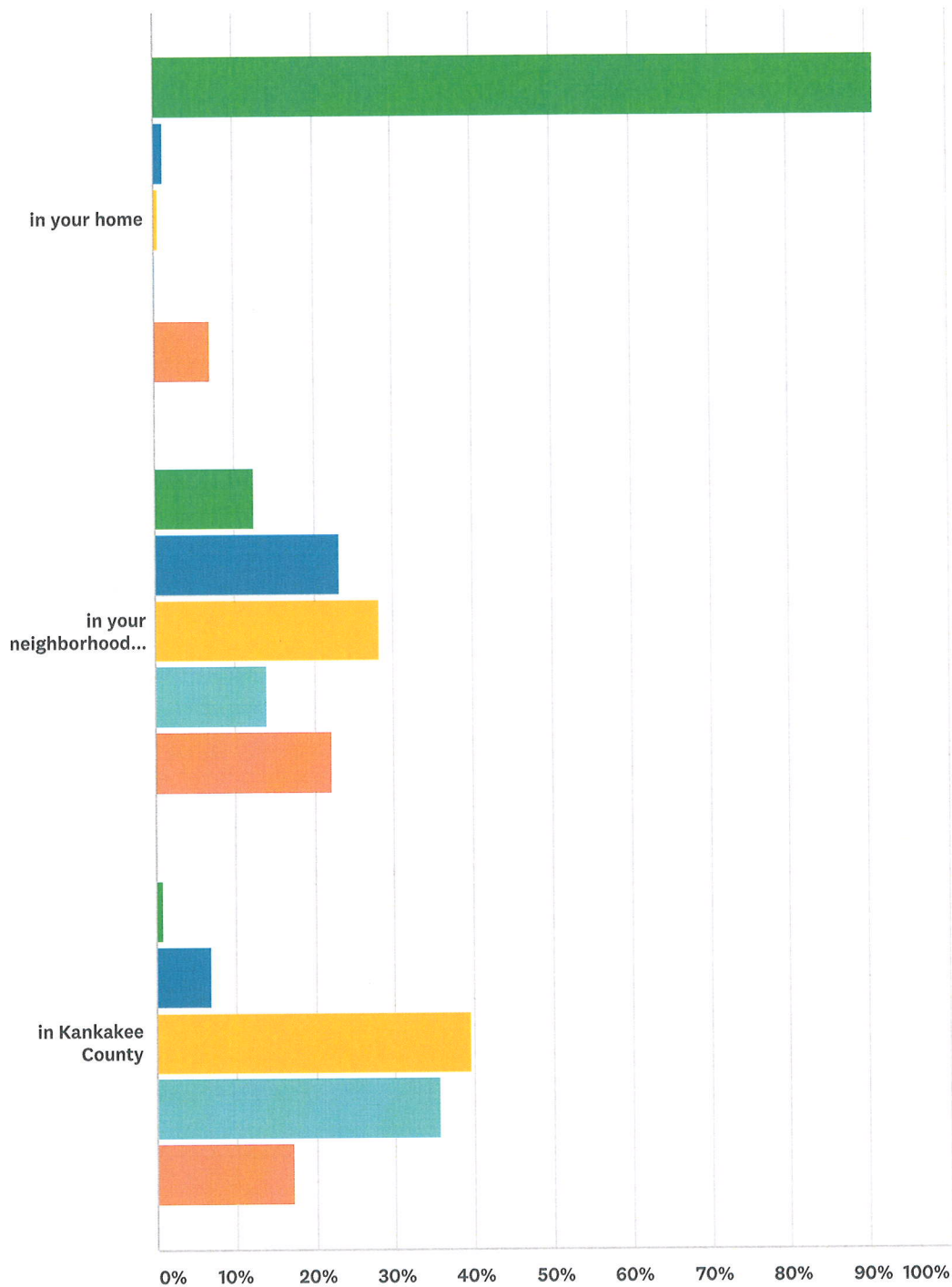
	IT IS NOT A PROBLEM	IT IS A SMALL PROBLEM	IT IS SOMEWHAT A PROBLEM	IT IS A LARGE PROBLEM	DON'T KNOW/ NOT APPLICABLE	TOTAL
in your home	93.30% 501	1.68% 9	0.56% 3	0.37% 2	4.10% 22	537
in your neighborhood/community	12.48% 66	23.44% 124	20.98% 111	14.93% 79	28.17% 149	529
in Kankakee County	2.08% 11	1.89% 10	24.53% 130	58.30% 309	13.21% 70	530

## Q43 Underage drinking...

Answered: 540 Skipped: 274



# 2018 Kankakee County Community Assessment- All Survey Data Results (English, Spanish, and Targeted Samples)



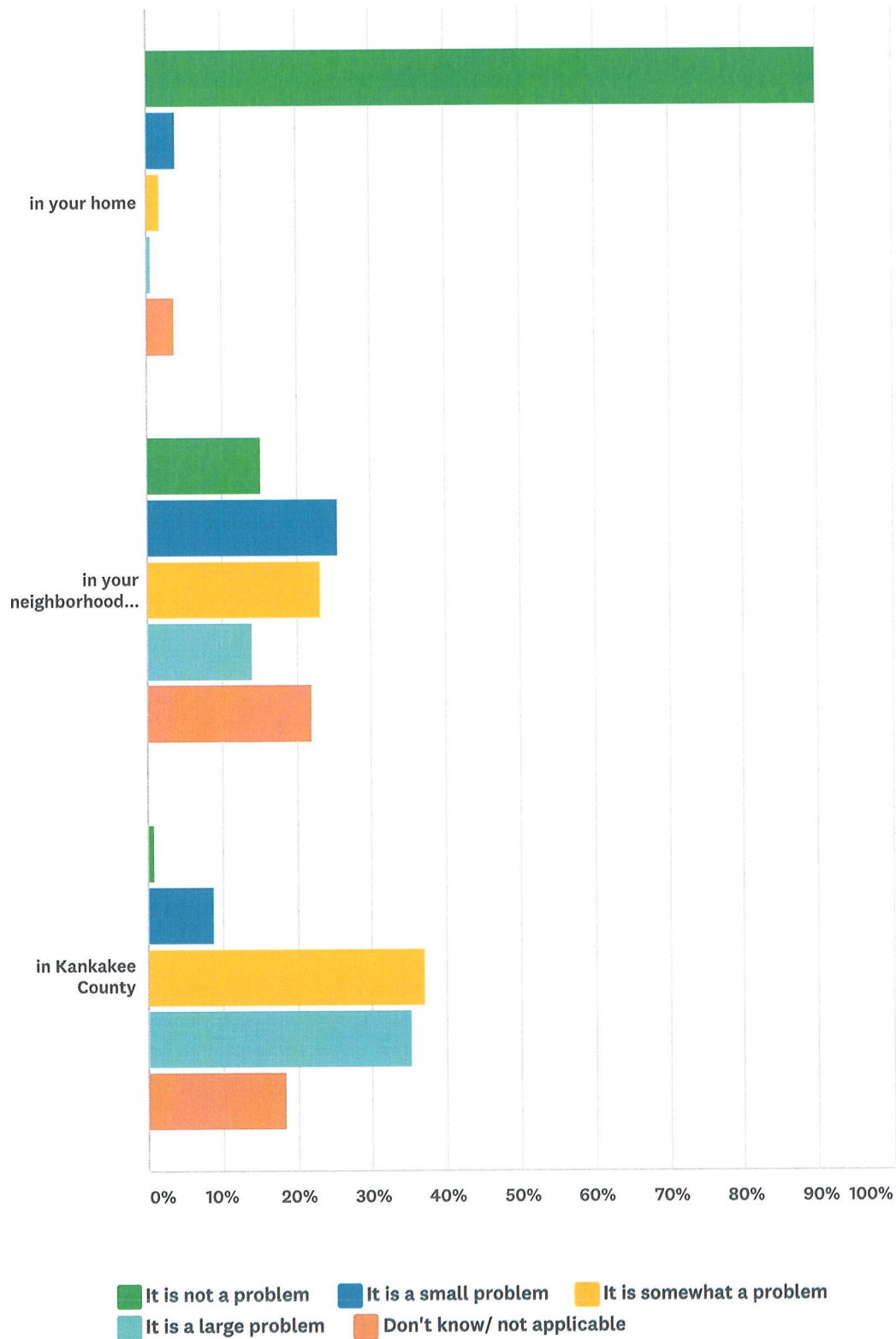
■ It is not a problem   
 ■ It is a small problem   
 ■ It is somewhat a problem  
■ It is a large problem   
 ■ Don't know/ not applicable

	IT IS NOT A PROBLEM	IT IS A SMALL PROBLEM	IT IS SOMEWHAT A PROBLEM	IT IS A LARGE PROBLEM	DON'T KNOW/ NOT APPLICABLE	TOTAL
in your home	90.91% 490	1.30% 7	0.56% 3	0.19% 1	7.05% 38	539
in your neighborhood/community	12.45% 66	23.21% 123	28.30% 150	13.96% 74	22.08% 117	530

in Kankakee County	0.75%	6.98%	39.62%	35.47%	17.17%	
	4	37	210	188	91	530

## Q44 Excessive drinking/ alcohol abuse...

Answered: 540 Skipped: 274



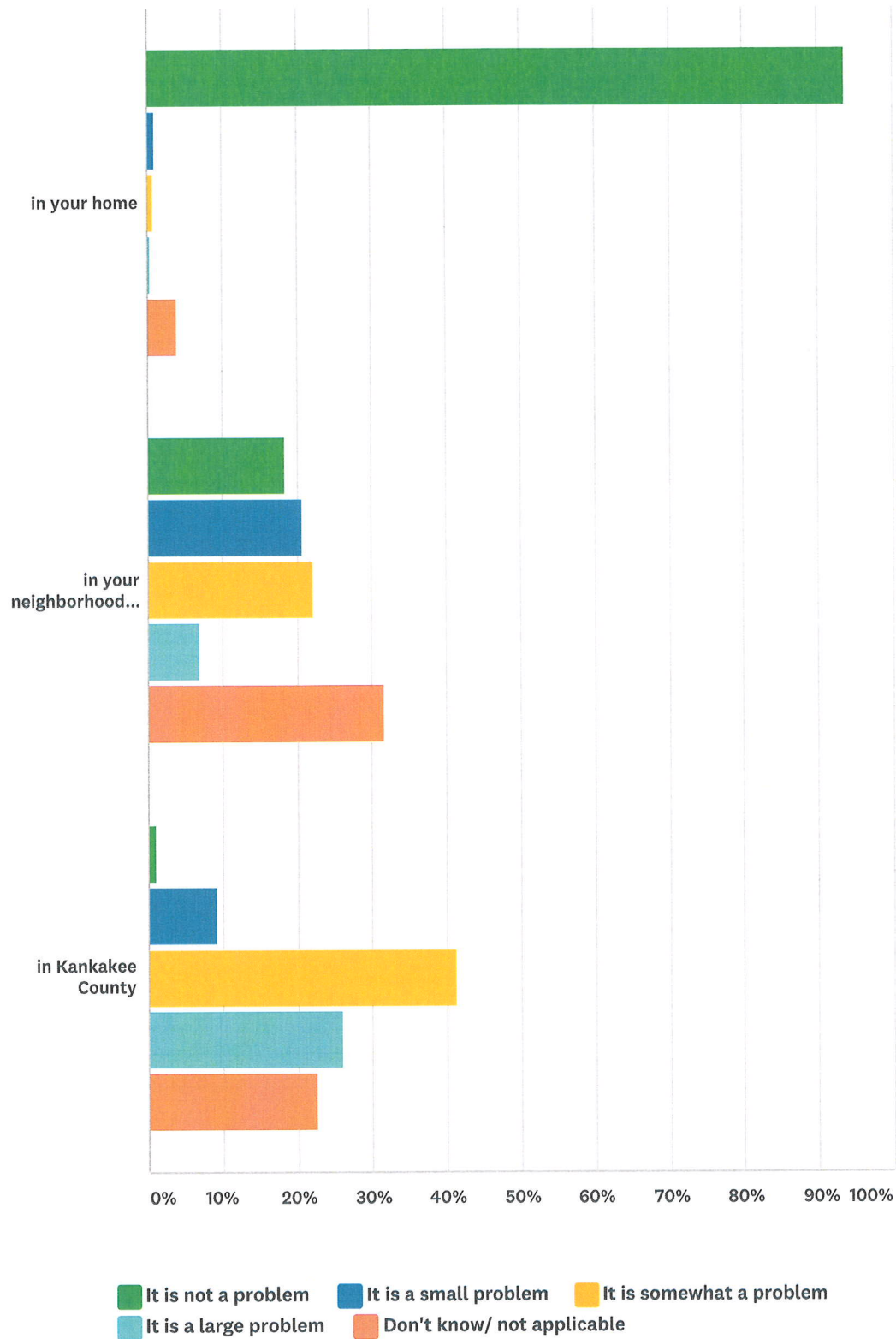
2018 Kankakee County Community Assessment- All Survey Data Results (English, Spanish, and Targeted Samples)

	IT IS NOT A PROBLEM	IT IS A SMALL PROBLEM	IT IS SOMEWHAT A PROBLEM	IT IS A LARGE PROBLEM	DON'T KNOW/ NOT APPLICABLE	TOTAL
in your home	90.00% 486	3.89% 21	1.85% 10	0.56% 3	3.70% 20	540
in your neighborhood/community	15.31% 81	25.52% 135	23.25% 123	13.99% 74	21.93% 116	529
in Kankakee County	0.76% 4	8.70% 46	37.05% 196	35.16% 186	18.34% 97	529

## Q45 Domestic abuse...

Answered: 540 Skipped: 274

2018 Kankakee County Community Assessment- All Survey Data Results (English, Spanish, and Targeted Samples)



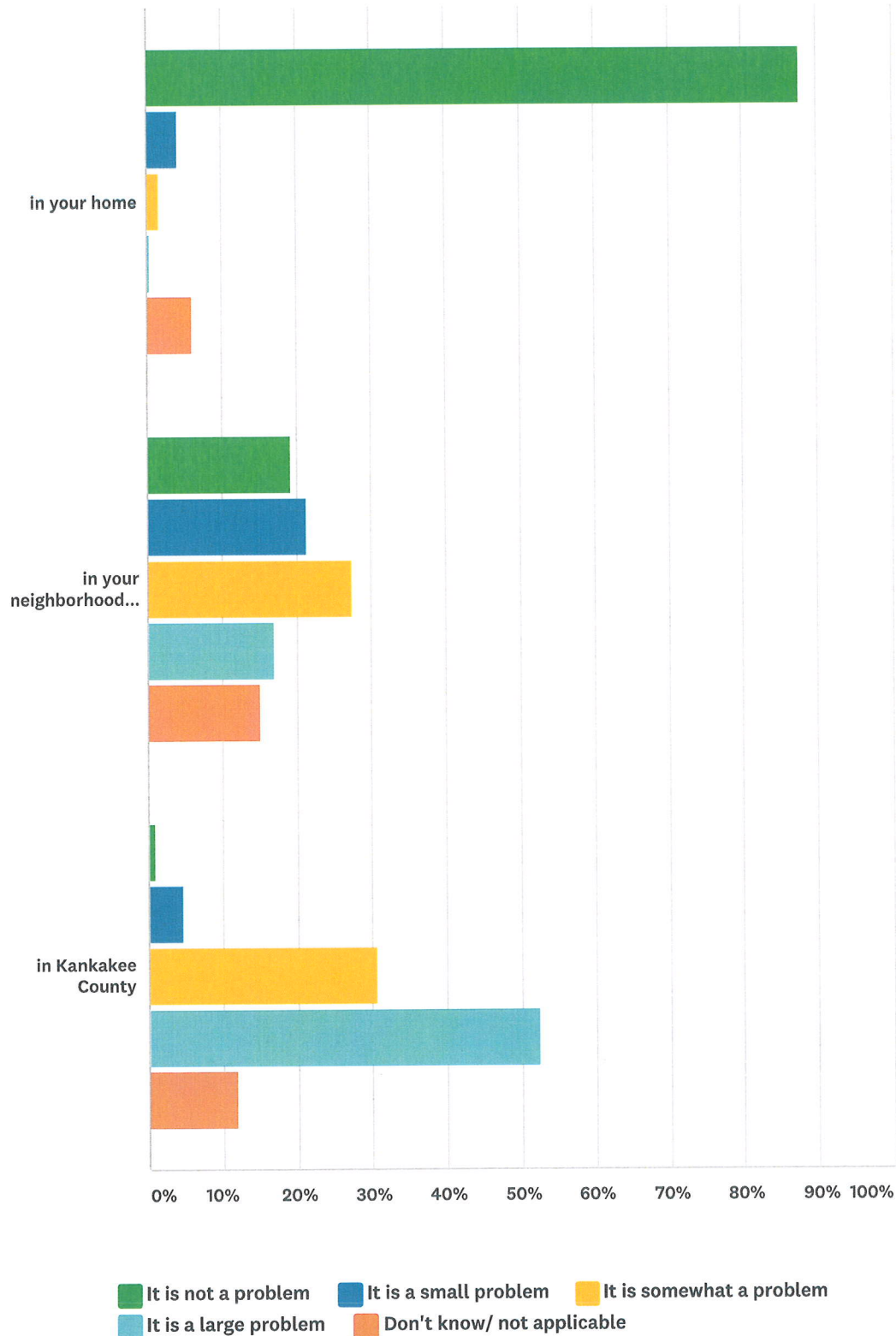
	IT IS NOT A PROBLEM	IT IS A SMALL PROBLEM	IT IS SOMEWHAT A PROBLEM	IT IS A LARGE PROBLEM	DON'T KNOW/ NOT APPLICABLE	TOTAL
in your home	93.69% 505	1.11% 6	0.93% 5	0.37% 2	3.90% 21	539
in your neighborhood/community	18.49% 98	20.75% 110	22.26% 118	6.98% 37	31.51% 167	530



in Kankakee County	0.94%	9.25%	41.13%	26.04%	22.64%	530
	5	49	218	138	120	

## Q46 Youth violence, bullying/ gangs...

Answered: 541 Skipped: 273



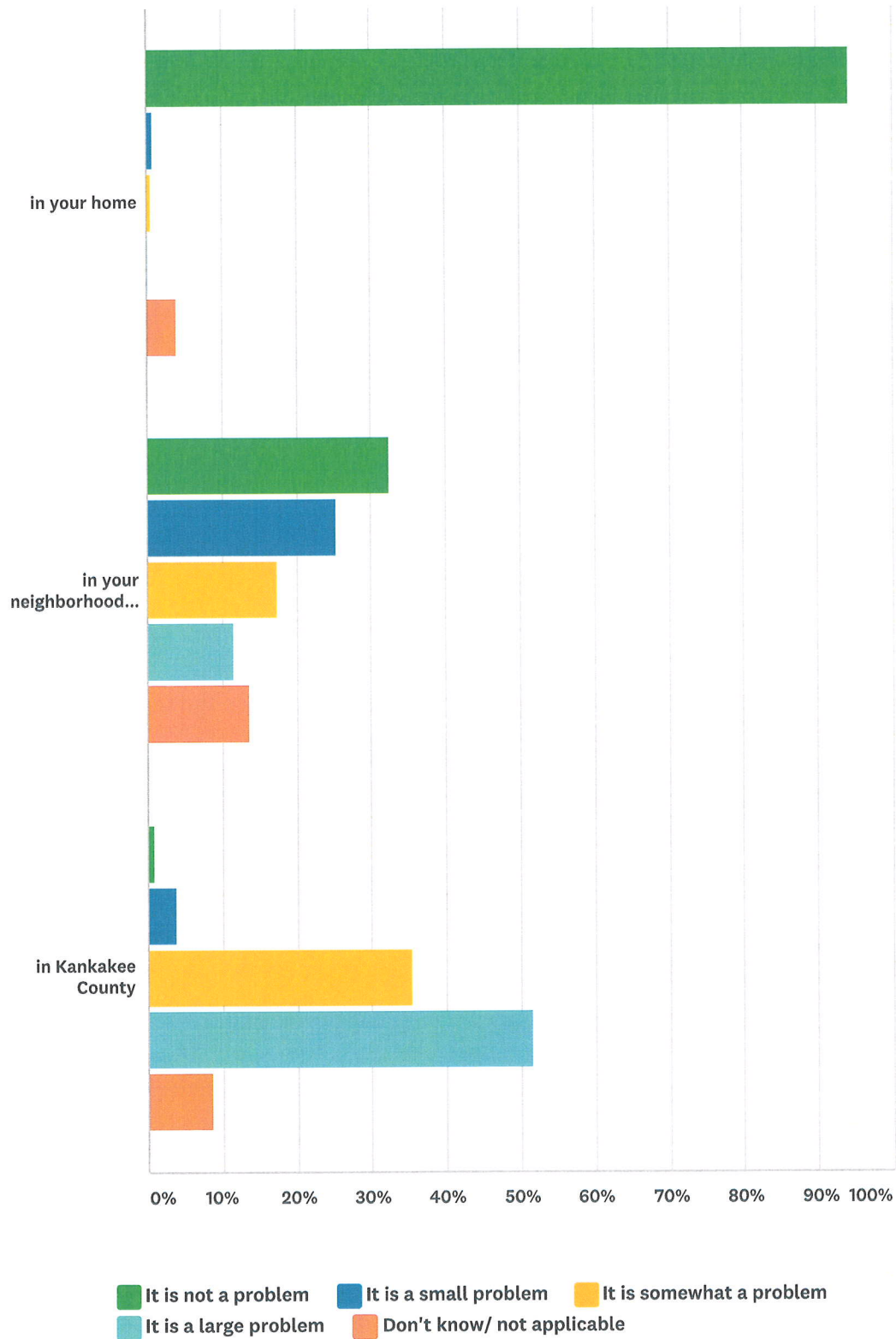
## 2018 Kankakee County Community Assessment- All Survey Data Results (English, Spanish, and Targeted Samples)

	IT IS NOT A PROBLEM	IT IS A SMALL PROBLEM	IT IS SOMEWHAT A PROBLEM	IT IS A LARGE PROBLEM	DON'T KNOW/ NOT APPLICABLE	TOTAL
in your home	87.62% 474	4.25% 23	1.66% 9	0.37% 2	6.10% 33	541
in your neighborhood/community	19.17% 102	21.43% 114	27.44% 146	16.92% 90	15.04% 80	532
in Kankakee County	0.75% 4	4.53% 24	30.57% 162	52.26% 277	11.89% 63	530

### Q47 Violence...

Answered: 541 Skipped: 273

2018 Kankakee County Community Assessment- All Survey Data Results (English, Spanish, and Targeted Samples)

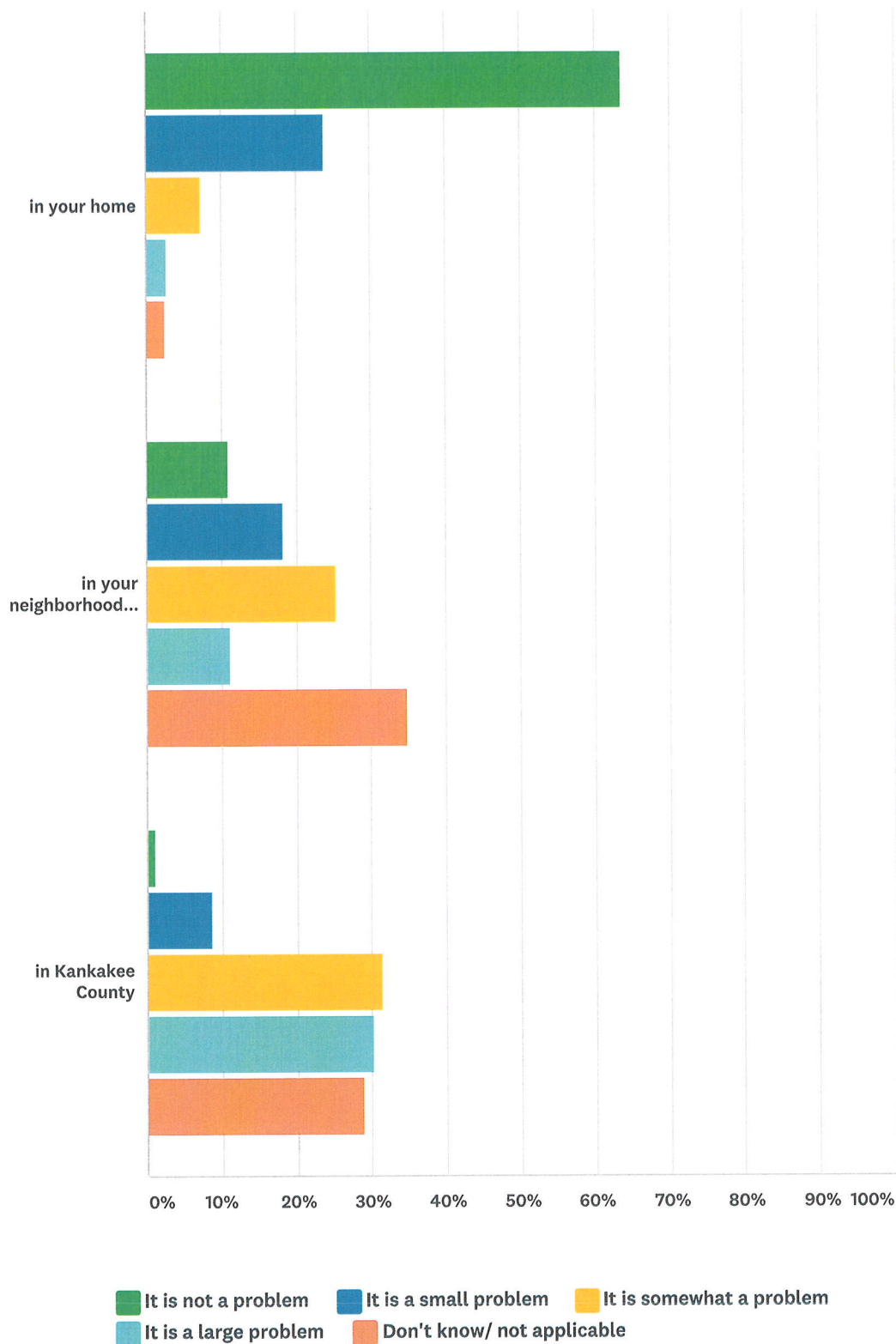


	IT IS NOT A PROBLEM	IT IS A SMALL PROBLEM	IT IS SOMEWHAT A PROBLEM	IT IS A LARGE PROBLEM	DON'T KNOW/ NOT APPLICABLE	TOTAL
in your home	94.44% 510	0.74% 4	0.56% 3	0.19% 1	4.07% 22	540
in your neighborhood/community	32.33% 172	25.38% 135	17.29% 92	11.47% 61	13.53% 72	532

in Kankakee County	0.75%	3.75%	35.46%	51.41%	8.63%	
	4	20	189	274	46	533

## Q48 Depression/ anxiety...

Answered: 538 Skipped: 276





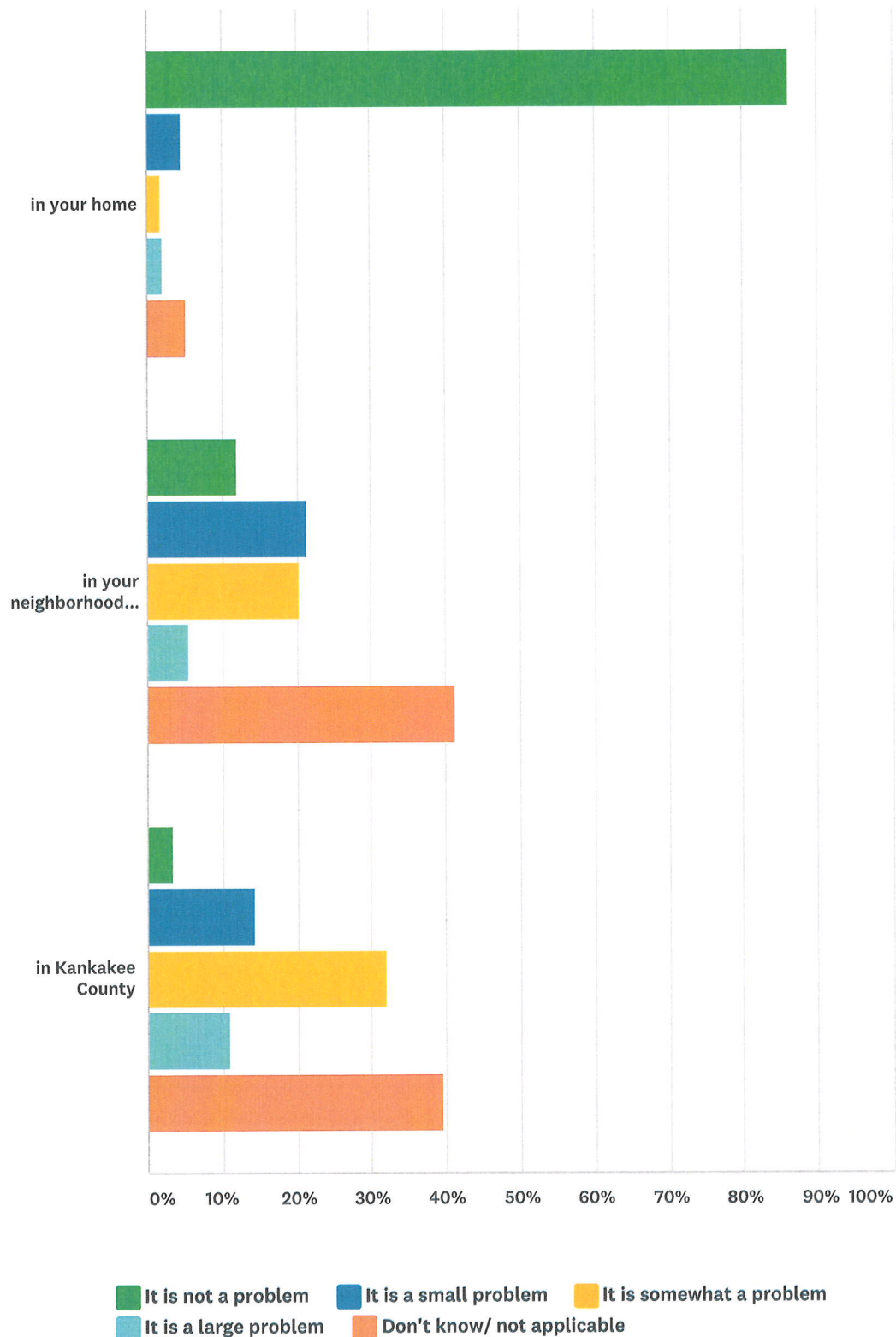
2018 Kankakee County Community Assessment- All Survey Data Results (English, Spanish, and Targeted Samples)

	IT IS NOT A PROBLEM	IT IS A SMALL PROBLEM	IT IS SOMEWHAT A PROBLEM	IT IS A LARGE PROBLEM	DON'T KNOW/ NOT APPLICABLE	TOTAL
in your home	63.50% 341	23.84% 128	7.26% 39	2.79% 15	2.61% 14	537
in your neighborhood/community	10.82% 57	18.22% 96	25.24% 133	11.01% 58	34.72% 183	527
in Kankakee County	1.14% 6	8.54% 45	31.31% 165	30.17% 159	28.84% 152	527

## Q49 Dementia/ Alzheimer's disease...

Answered: 538 Skipped: 276

# 2018 Kankakee County Community Assessment- All Survey Data Results (English, Spanish, and Targeted Samples)

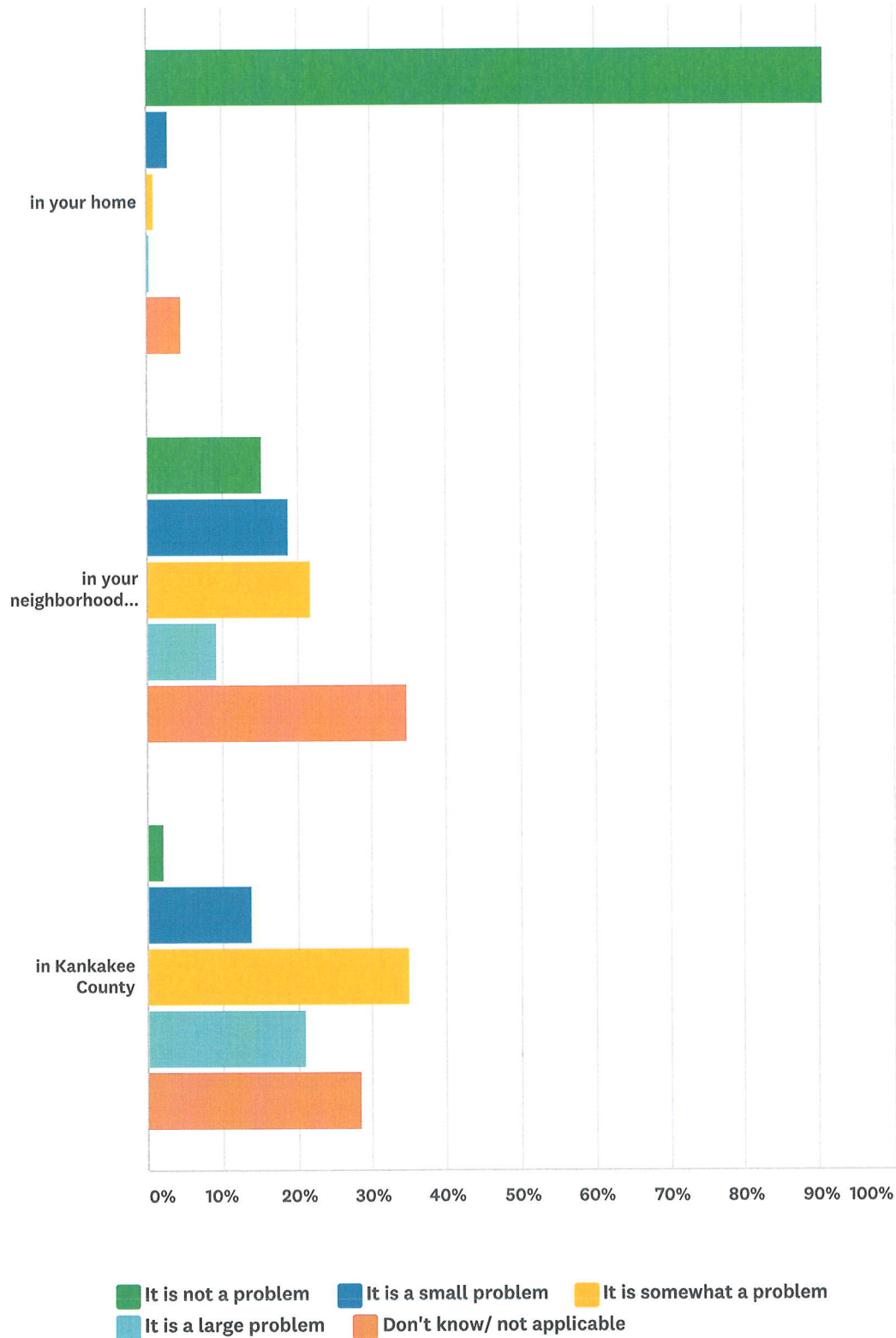


	IT IS NOT A PROBLEM	IT IS A SMALL PROBLEM	IT IS SOMEWHAT A PROBLEM	IT IS A LARGE PROBLEM	DON'T KNOW/ NOT APPLICABLE	TOTAL
in your home	86.17% 461	4.67% 25	1.87% 10	2.06% 11	5.23% 28	535
in your neighborhood/community	11.89% 63	21.32% 113	20.19% 107	5.47% 29	41.13% 218	530

in Kankakee County	3.40%	14.18%	31.95%	10.96%	39.51%	
	18	75	169	58	209	529

## Q50 Suicide...

Answered: 539 Skipped: 275



2018 Kankakee County Community Assessment- All Survey Data Results (English, Spanish, and Targeted Samples)

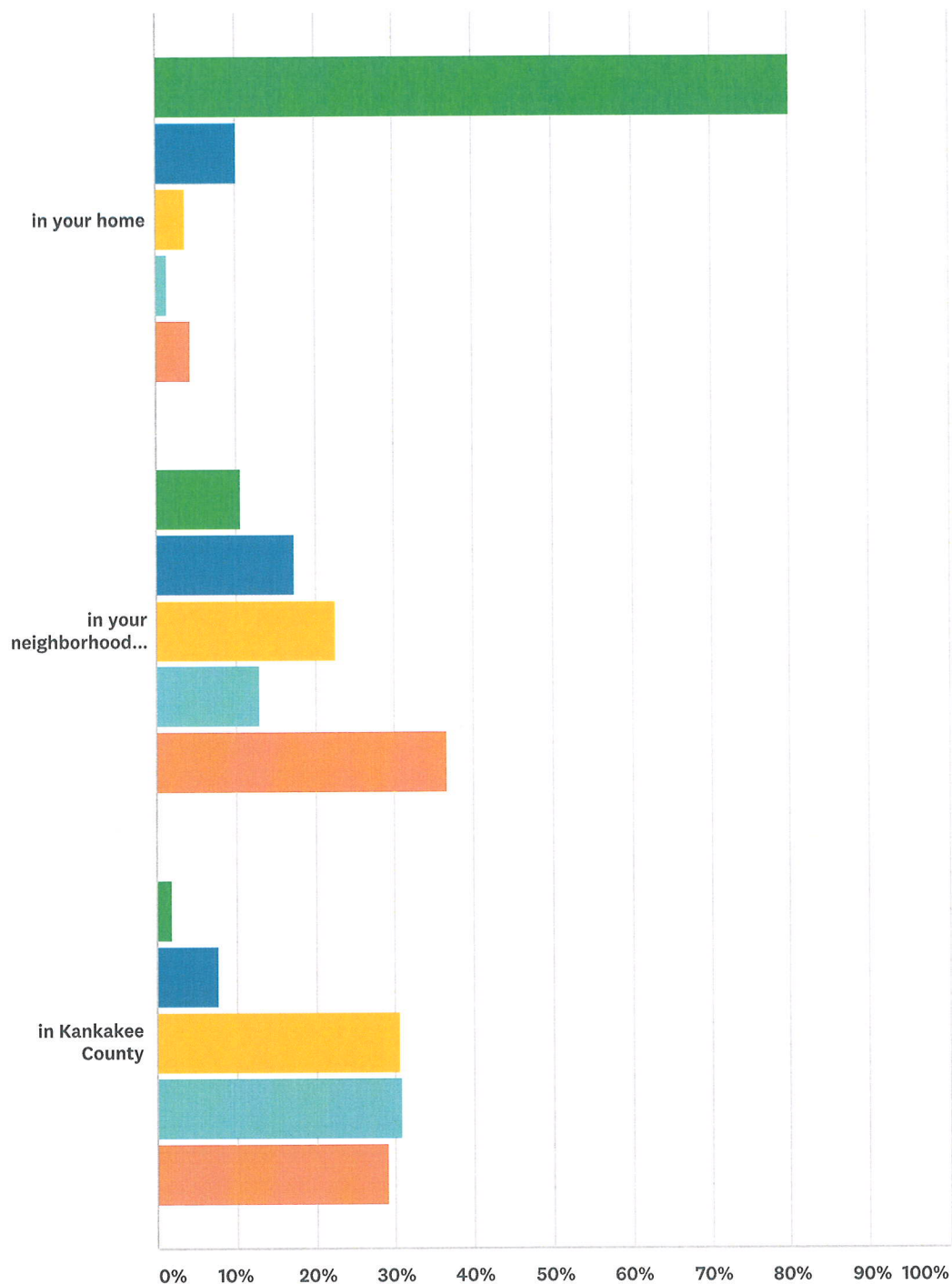
	IT IS NOT A PROBLEM	IT IS A SMALL PROBLEM	IT IS SOMEWHAT A PROBLEM	IT IS A LARGE PROBLEM	DON'T KNOW/ NOT APPLICABLE	TOTAL
in your home	90.89% 489	2.97% 16	1.12% 6	0.37% 2	4.65% 25	538
in your neighborhood/community	15.31% 81	18.90% 100	21.74% 115	9.26% 49	34.78% 184	529
in Kankakee County	2.07% 11	13.75% 73	34.84% 185	20.90% 111	28.44% 151	531

## Q51 Other mental health issues...

Answered: 539 Skipped: 275



# 2018 Kankakee County Community Assessment- All Survey Data Results (English, Spanish, and Targeted Samples)

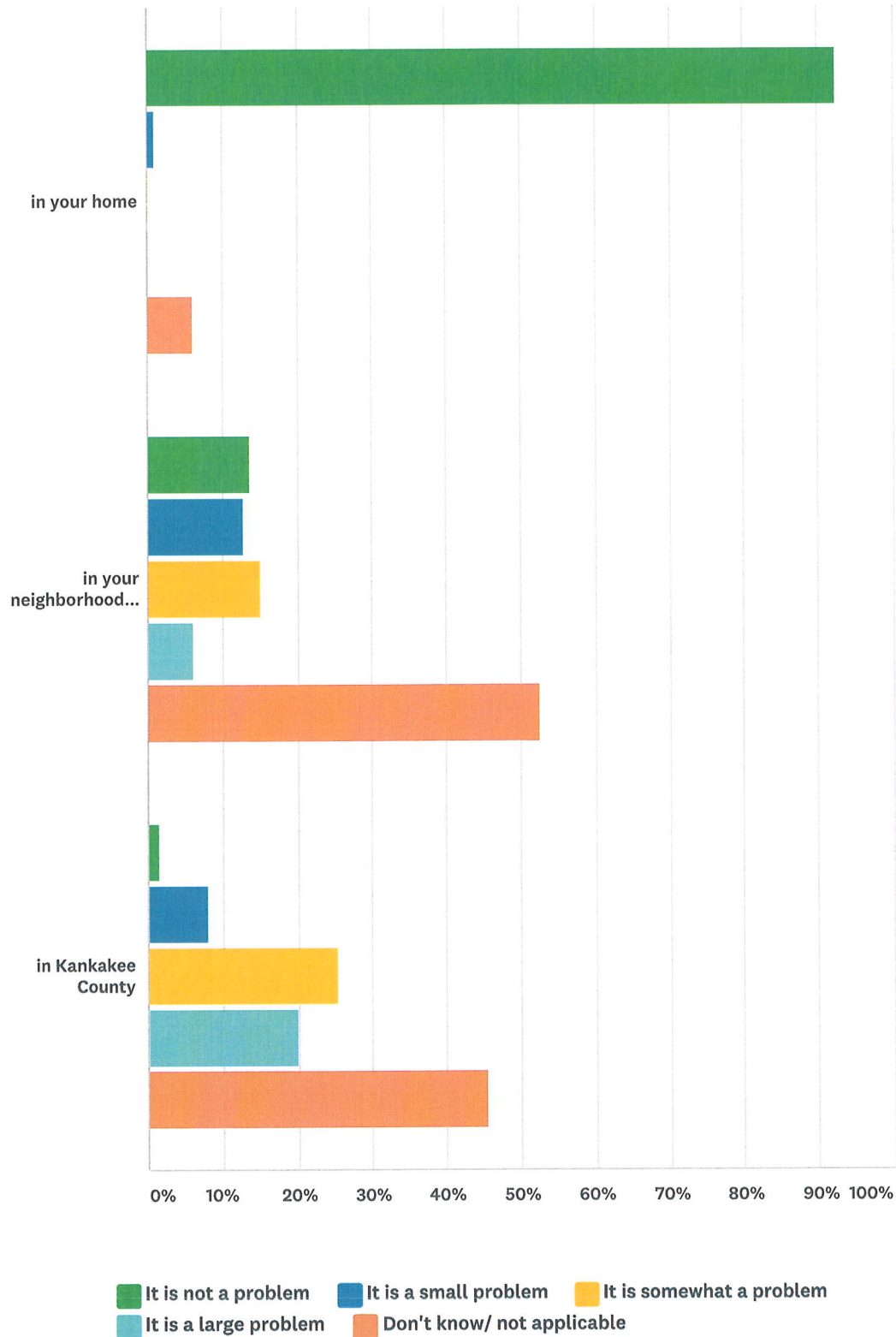


	IT IS NOT A PROBLEM	IT IS A SMALL PROBLEM	IT IS SOMEWHAT A PROBLEM	IT IS A LARGE PROBLEM	DON'T KNOW/ NOT APPLICABLE	TOTAL
in your home	80.07% 430	10.24% 55	3.72% 20	1.49% 8	4.47% 24	537
in your neighborhood/community	10.61% 56	17.42% 92	22.54% 119	12.88% 68	36.55% 193	528

in Kankakee County	1.89%	7.77%	30.49%	30.68%	29.17%	
	10	41	161	162	154	528

## Q52 Sexually transmitted infections (STIs)...

Answered: 540 Skipped: 274



2018 Kankakee County Community Assessment- All Survey Data Results (English, Spanish, and Targeted Samples)

	IT IS NOT A PROBLEM	IT IS A SMALL PROBLEM	IT IS SOMEWHAT A PROBLEM	IT IS A LARGE PROBLEM	DON'T KNOW/ NOT APPLICABLE	TOTAL
in your home	92.39% 498	1.11% 6	0.19% 1	0.19% 1	6.12% 33	539
in your neighborhood/community	13.58% 72	12.83% 68	15.09% 80	6.04% 32	52.45% 278	530
in Kankakee County	1.51% 8	7.94% 42	25.33% 134	19.85% 105	45.37% 240	529

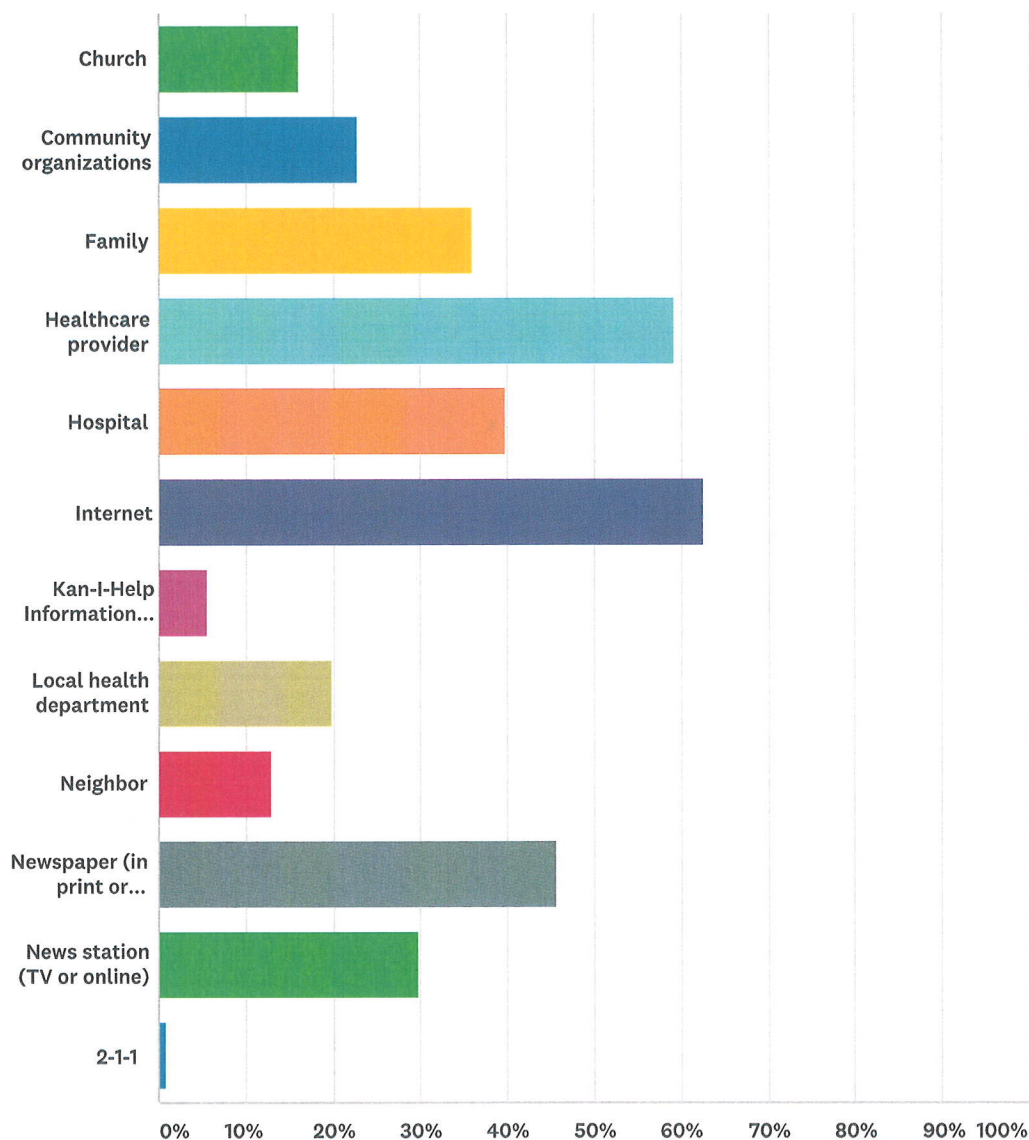
### Q53 Optional comments to help us understand your responses above

Answered: 63 Skipped: 751

### Q54 Where do you usually get information about health related issues/ resources (e.g. water quality, heart disease) in Kankakee County. Please check all that apply

Answered: 538 Skipped: 276

# 2018 Kankakee County Community Assessment- All Survey Data Results (English, Spanish, and Targeted Samples)



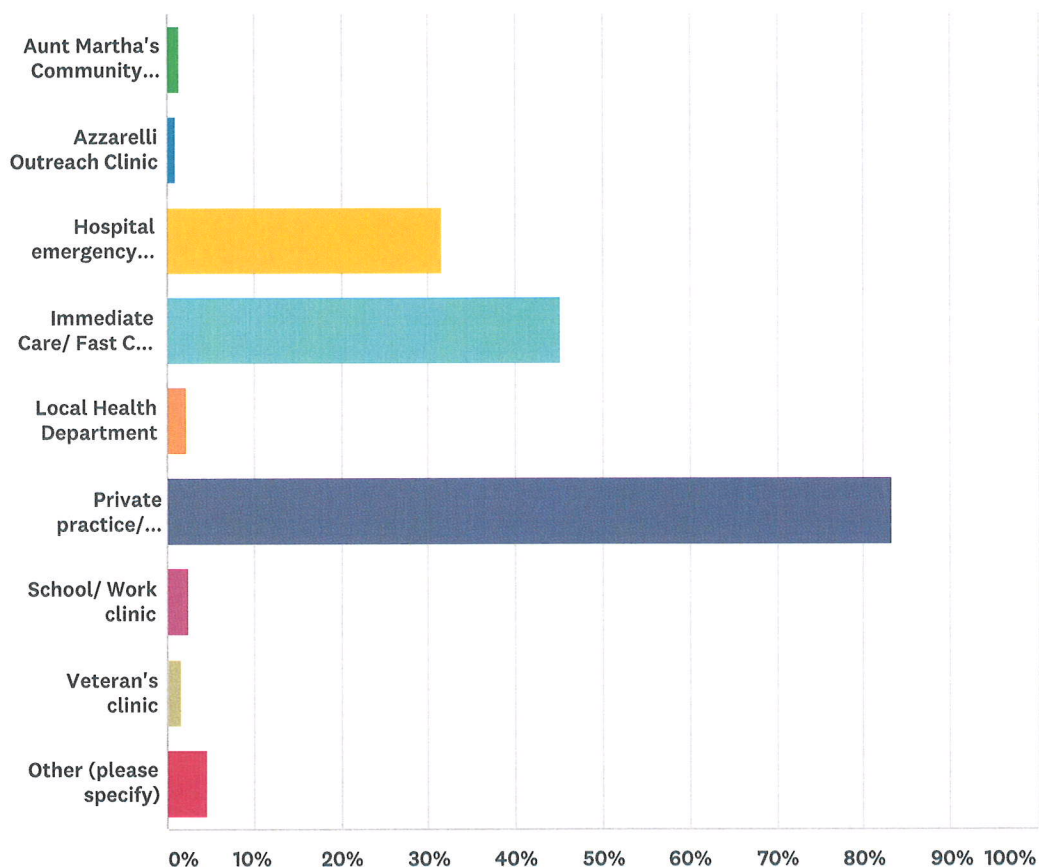
ANSWER CHOICES	RESPONSES	
Church	16.17%	87
Community organizations	22.86%	123
Family	36.06%	194
Healthcare provider	59.29%	319
Hospital	39.78%	214
Internet	62.64%	337
Kan-I-Help Information Network	5.58%	30
Local health department	19.89%	107
Neighbor	13.01%	70
Newspaper (in print or online)	45.54%	245
News station (TV or online)	29.74%	160
2-1-1	0.93%	5



Total Respondents: 538

## Q55 Where do you usually go within Kankakee County when you are sick or in need of medical care? Please check all that apply.

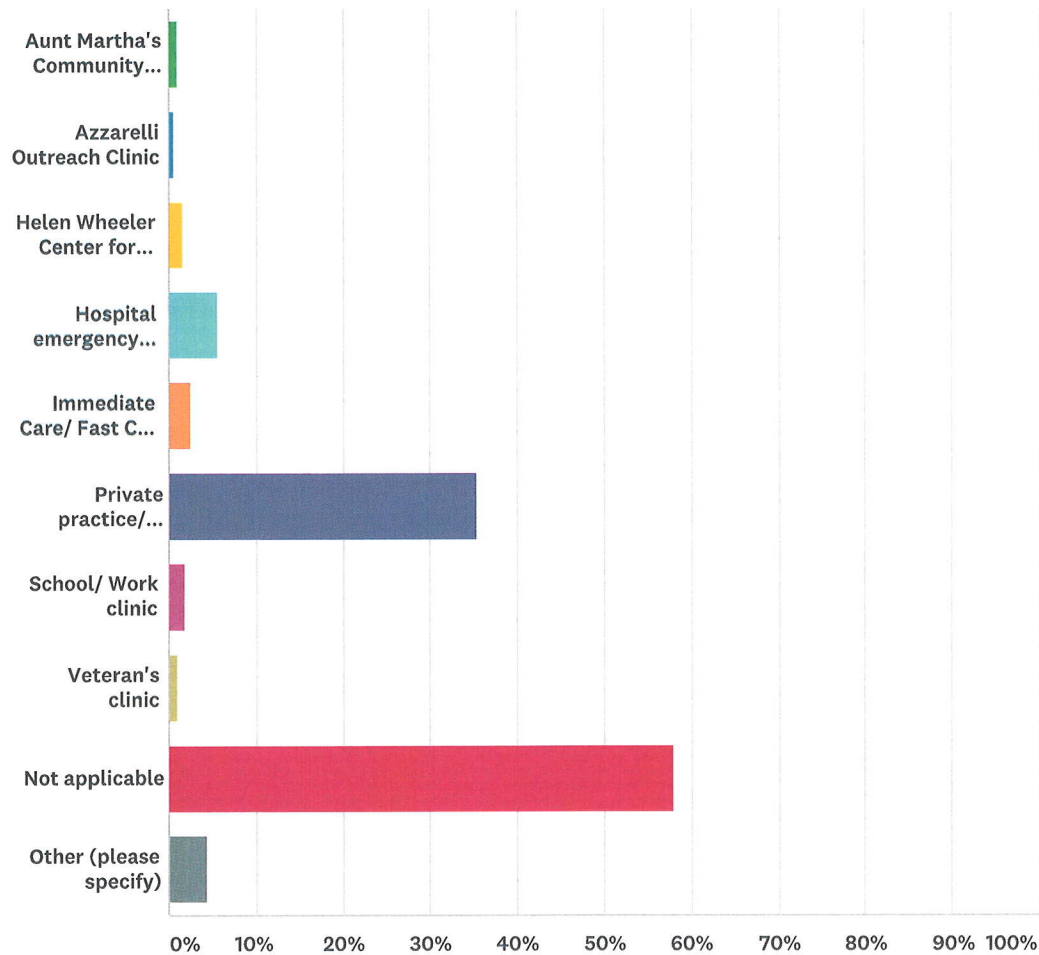
Answered: 541 Skipped: 273



ANSWER CHOICES	RESPONSES	
Aunt Martha's Community Health Center	1.48%	8
Azzarelli Outreach Clinic	1.11%	6
Hospital emergency department	31.61%	171
Immediate Care/ Fast Care Clinic	45.29%	245
Local Health Department	2.22%	12
Private practice/ Healthcare provider	83.18%	450
School/ Work clinic	2.59%	14
Veteran's clinic	1.66%	9
Other (please specify)	4.62%	25
Total Respondents: 541		

## Q56 If applicable, where do you or your family usually go when you need mental health care? Please check all that apply.

Answered: 522 Skipped: 292

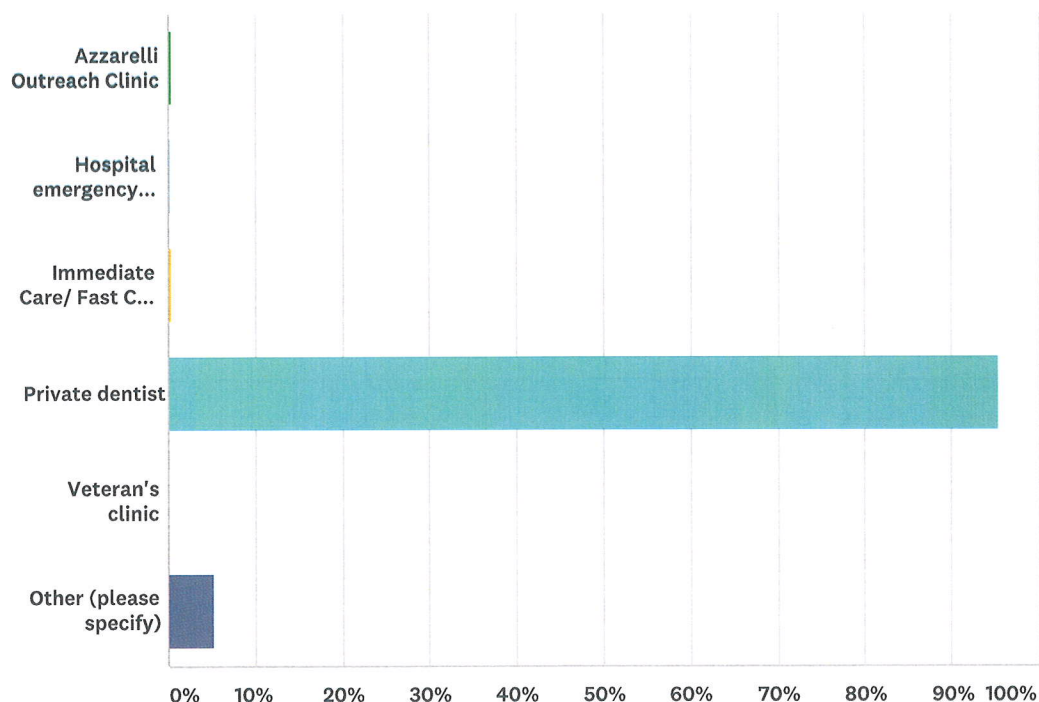


ANSWER CHOICES	RESPONSES	
Aunt Martha's Community Health Center	1.15%	6
Azzarelli Outreach Clinic	0.57%	3
Helen Wheeler Center for Mental Health	1.72%	9
Hospital emergency department	5.75%	30
Immediate Care/ Fast Care Clinic	2.49%	13
Private practice/ healthcare provider	35.44%	185
School/ Work clinic	1.92%	10
Veteran's clinic	0.96%	5
Not applicable	57.85%	302
Other (please specify)	4.41%	23

Total Respondents: 522

### Q57 Where do you or your family go usually go when you need dental services? Please check all that apply.

Answered: 532 Skipped: 282

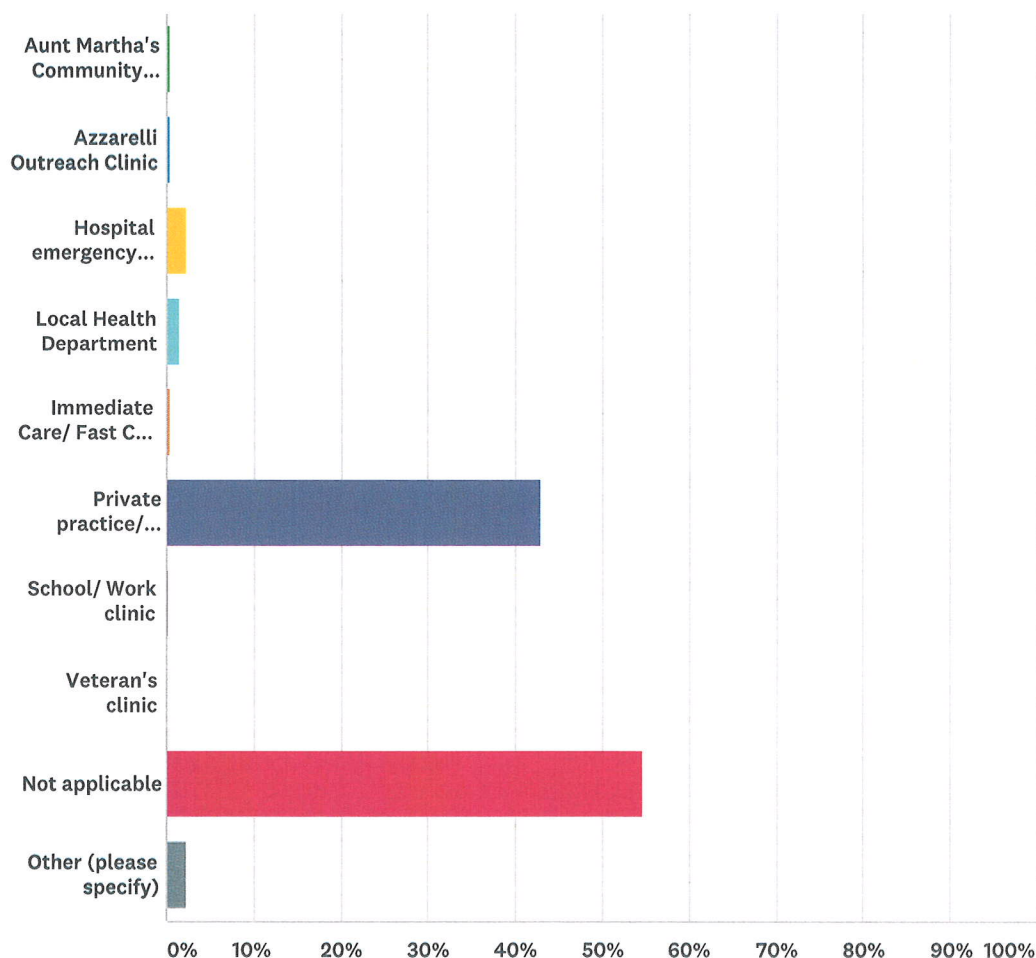


ANSWER CHOICES	RESPONSES	
Azzarelli Outreach Clinic	0.38%	2
Hospital emergency department	0.19%	1
Immediate Care/ Fast Care Clinic	0.38%	2
Private dentist	95.30%	507
Veteran's clinic	0.00%	0
Other (please specify)	5.26%	28
Total Respondents: 532		

### Q58 If applicable, where do you or your family usually go when you need prenatal (pregnancy) care? Please check all that apply.

Answered: 525 Skipped: 289

## 2018 Kankakee County Community Assessment- All Survey Data Results (English, Spanish, and Targeted Samples)



ANSWER CHOICES	RESPONSES	
Aunt Martha's Community Health Center	0.38%	2
Azzarelli Outreach Clinic	0.38%	2
Hospital emergency department	2.29%	12
Local Health Department	1.52%	8
Immediate Care/ Fast Care Clinic	0.38%	2
Private practice/ healthcare provider	42.86%	225
School/ Work clinic	0.19%	1
Veteran's clinic	0.00%	0
Not applicable	54.67%	287
Other (please specify)	2.29%	12
Total Respondents: 525		

### Q59 Optional comments to help us understand your responses above

Answered: 43    Skipped: 771



## **Appendix C**

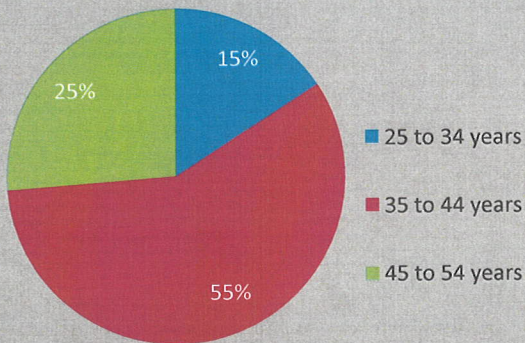
### **Kankakee County Community Assessment**

#### **Targeted Sample Findings**

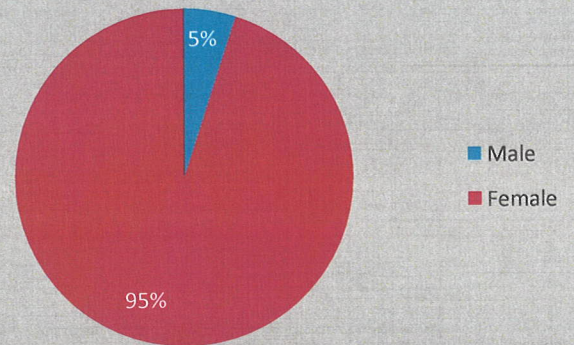
### Targeted Sample: Hispanic Community Members

A targeted focus group of 20 respondents provided additional survey data for Hispanic community members living in Kankakee County. The racial and ethnic make-up of this targeted sample are white, Hispanic. Below is the demographic details of this targeted group. (n=20)

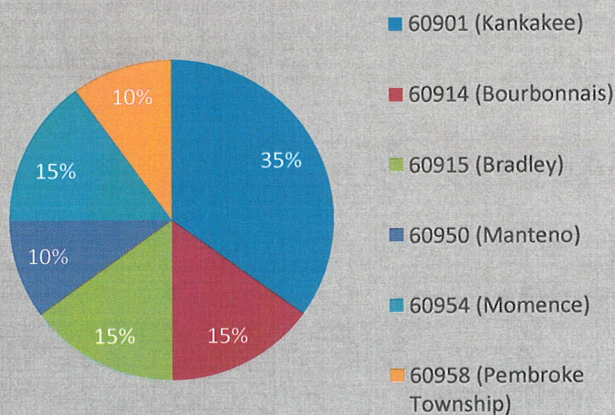
Survey Respondents by Age



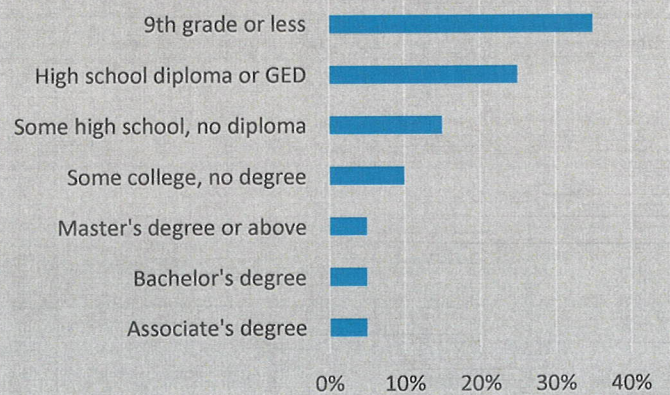
Survey Respondents by Gender



Survey Respondents by Zip Code

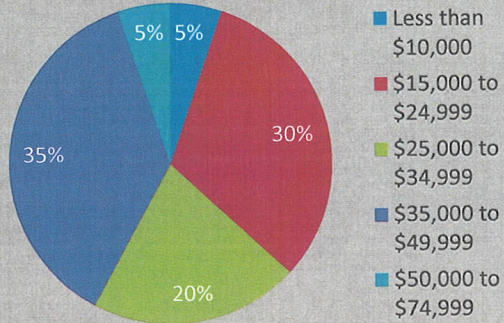


Highest Level of Education

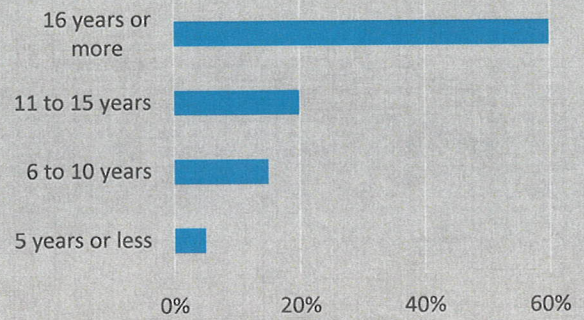




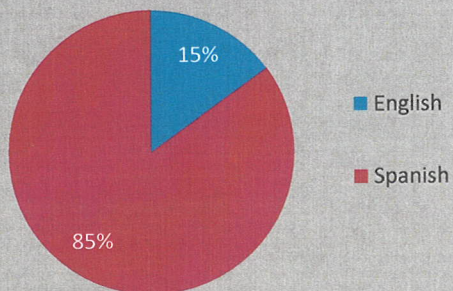
Gross Annual Income



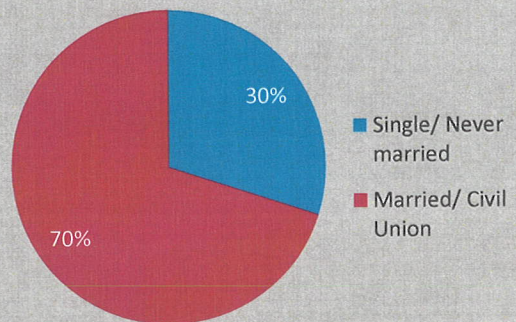
Length of Residency in Kankakee County



Primary Language Spoken at Home



Marital Status



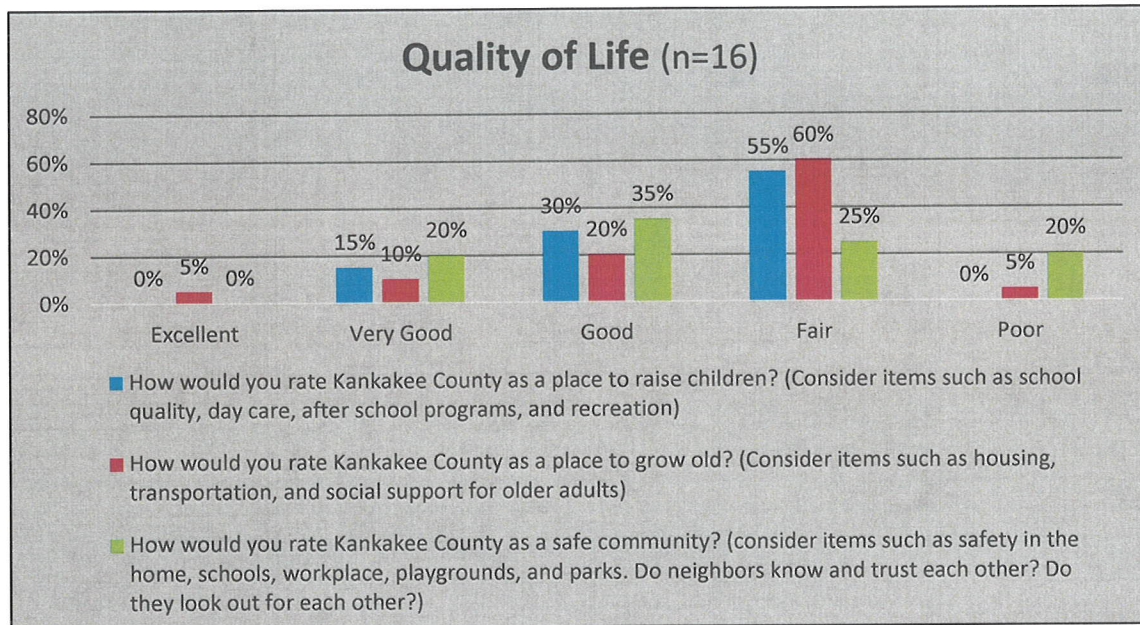
## Quality of Life

Sixty three percent of this targeted sample rated quality of life as “good” or “very good,” which is about the same as the larger survey sample (60%). This targeted sample rated overall quality of the environment (75% “good” or “very good”) higher than the larger sample (66/7%), but rated overall quality of the healthcare system much lower (26.3% “good” or “very good”) than the larger sample (55%).





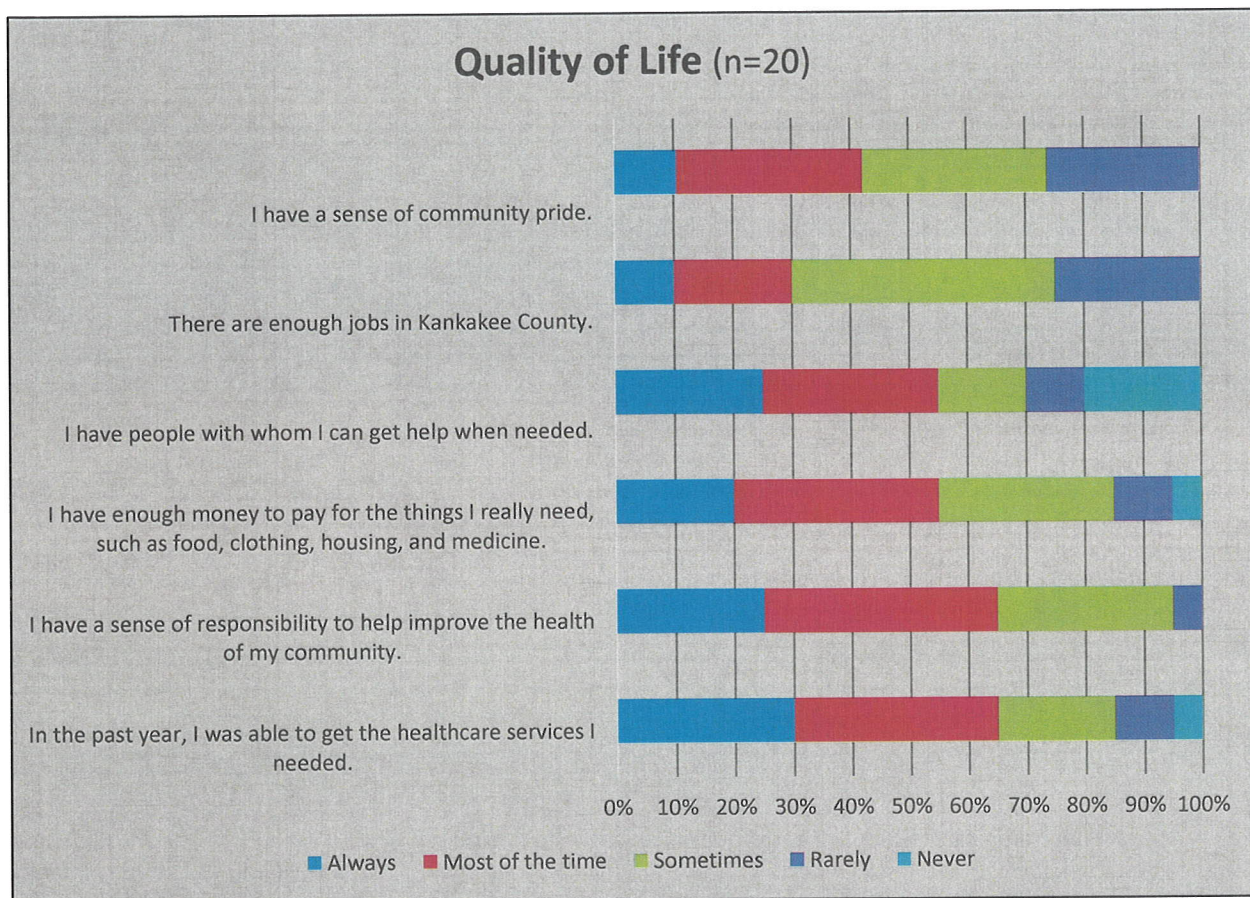
The targeted sample rated questions related to Kankakee County as a place to raise children (45% “good” or “very good”) slightly lower than the larger sample (53%). Respondents in this group rated Kankakee County as a place to grow old (30% “good” or “very good”) lower than the larger sample (44%), and rated Kankakee County as a safe community (55% “good” or “very good”) higher than the larger group (47%).



### Open Responses

Of the 20 respondents, 4 individuals provided comments to further explain their selections to the above questions. The overall themes of these comments include the following: more security in schools and the community as a whole is needed to improve safety and reduce violence, and more services for older adults are needed.

Respondents in this targeted sample rated that there are enough jobs in Kankakee County the same as the larger sample (30% “always” or “most of the time”). Respondents in this targeted sample rated the following questions similar to the larger sample: having a sense of community pride (42%; 48% “always” or “most of the time”) and having a responsibility to improve the health of my community as the highest (65%; 70% “always” or “most of the time”). The targeted sample rated the following questions much lower than the larger sample: having enough money to pay for needed things (55%; 81% “always” or “most of the time”), the ability to get help from people when needed (55%; 72% “always” or “most of the time”), and able to get health services in the past year (65%; 82% “always” or “most of the time”).



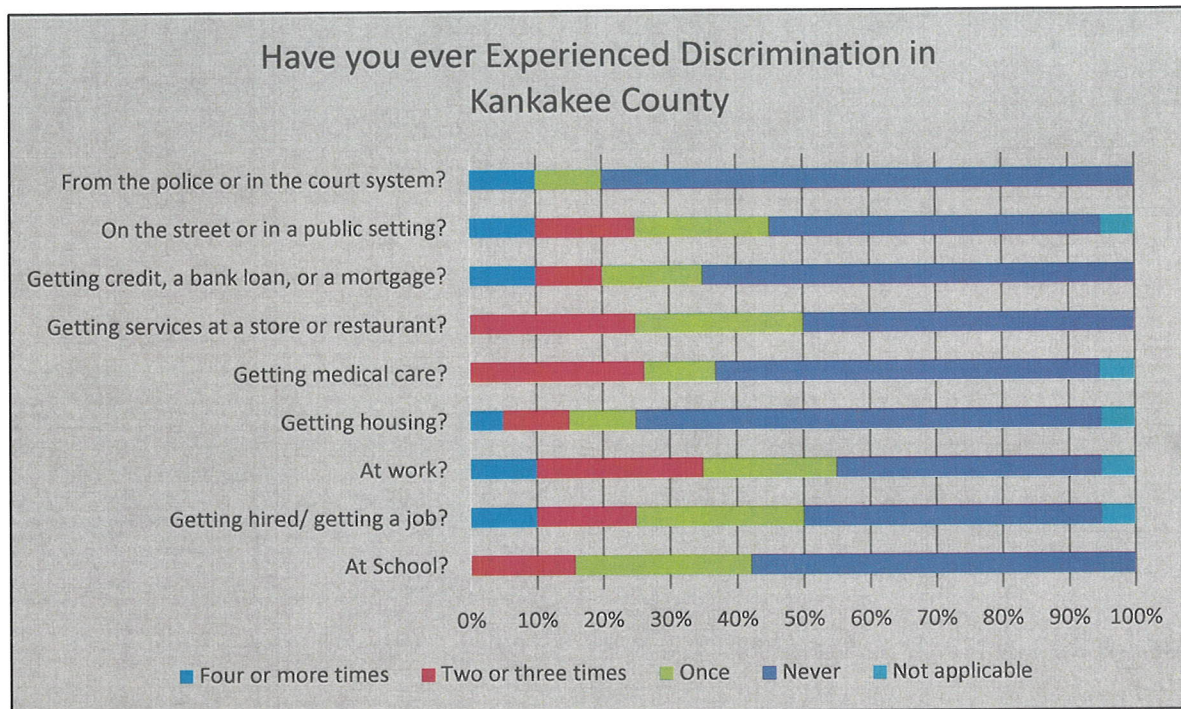
### Open Responses

Of the respondents, 4 provided comments to further explain their selections to the above questions. The overall themes of these comments include the following: difficulty paying for medications, accessing healthcare services, and lack of jobs.



## Health Equity

Overall, the targeted sample of respondents rated having experienced discrimination (one or more times) much higher than the larger sample in most categories. Similar to the larger sample, the respondents from the Hispanic community rated discrimination at work (55%) and on the street/public setting (50%) highest, but this group rated experiencing discrimination getting services as a store or restaurant as very high (50%).



## Open Responses

Of the 20 respondents, only 2 individuals provided comments to further explain their selections to the above questions. These comments included experiencing discrimination on the street or in a public setting, and at work for speaking Spanish, and being denied health services due to the type of insurance they carry.

## Social Issues

For this targeted sample of Hispanic community members, the most significant social issues in their home are being able to find good jobs, to participate in arts culture, and community events, and to pay for healthcare. There are similarities to the larger sample in which finding good jobs and participation in arts, culture, and community events were identified as significant social issues. In their neighborhood or community, this group identified healthy behaviors among adults, access to healthy foods, and living in a family friendly environment as top social concerns. None of these were identified as priority concerns in the larger sample. For Kankakee

County as a whole, this targeted sample identified healthy behaviors among adults, going to good schools, and those with disabilities having access to needed services as the top three priorities (\*see note below). The only similarity to the larger sample is that the larger sample identified living in a safe neighborhood as a high priority social issue for Kankakee County.

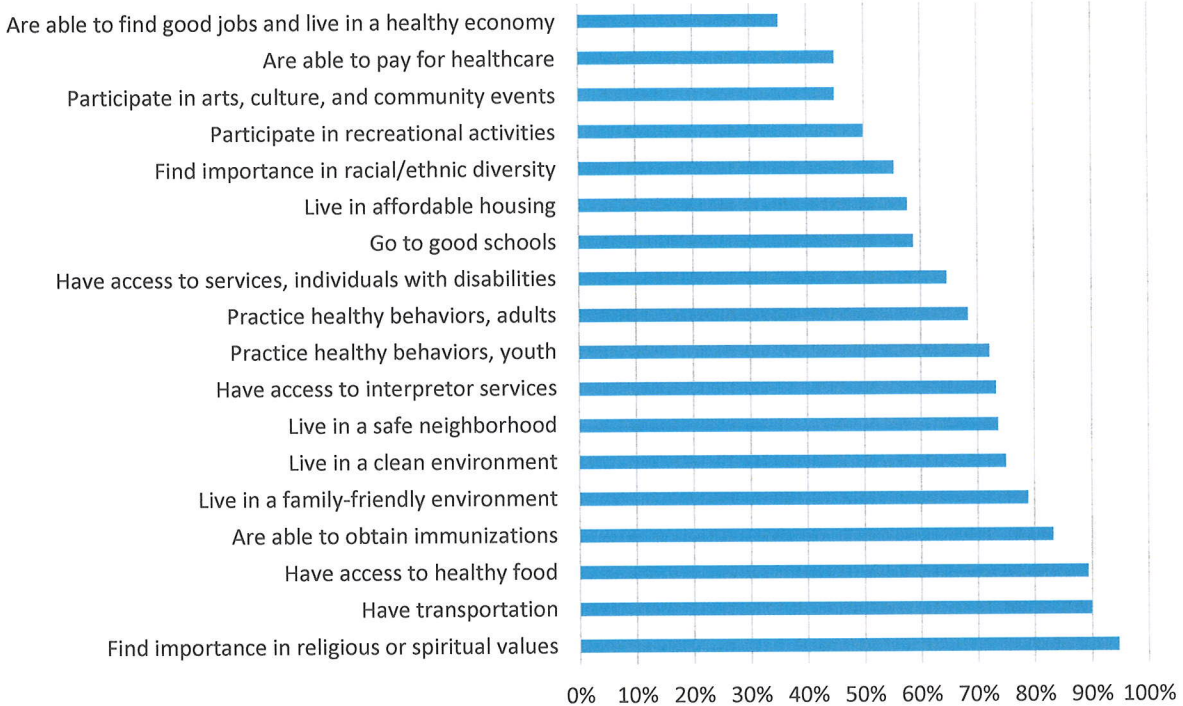
In their Home	In their Neighborhood or Community	In Kankakee County
1. Are able to find good jobs and live in a healthy economy	1. Practice healthy behaviors, adults	1. Practice healthy behaviors, adults
2. Participate in arts, culture, and community events	2. Have access to healthy food	2. Go to good schools
3. Are able to pay for healthcare	3. Live in a family-friendly environment	3. Have access to services, individuals with disabilities*
4. Participate in recreational activities	4. Have transportation	4. Live in a safe neighborhood
5. Find importance in racial/ethnic diversity	5. Find importance in religious or spiritual values	5. Live in a family-friendly environment

\* These results may be less valid, since they were not given the option of not applicable, even if interpreter services were not needed in their home or neighborhood/ community.

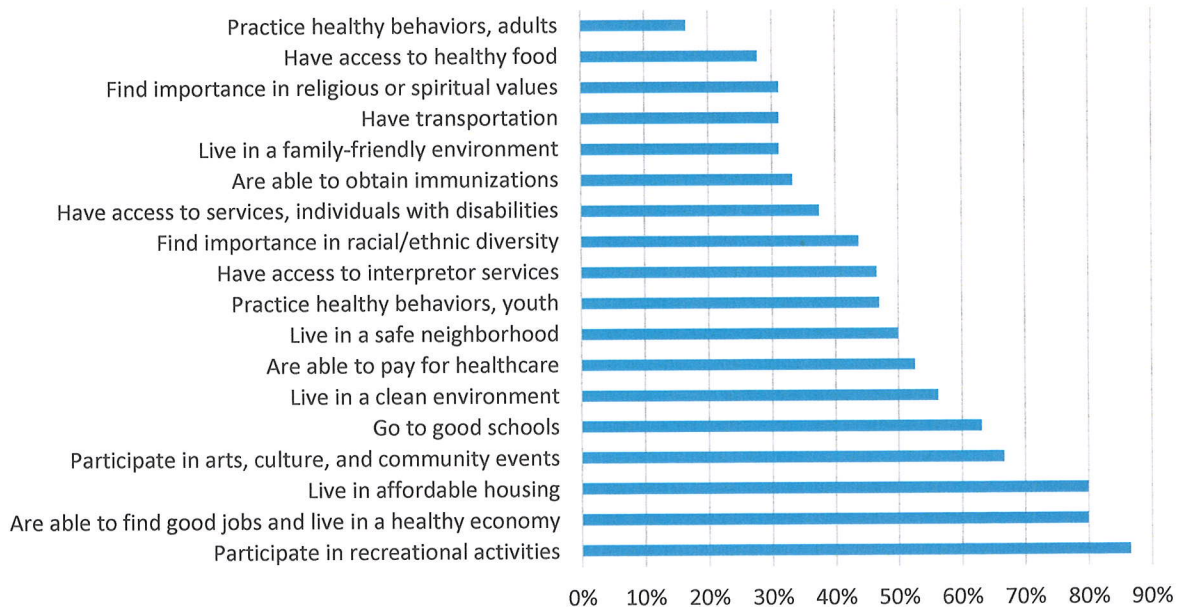
The three charts below identified all of the social issues rated among these survey respondents in ranking order. These responses also reflect the social issues that are of least concern to this targeted sample. In their home, respondent rated “always” or “most of the time” to finding the importance in religious or spiritual values, having transportation, and having access to healthy foods. In their neighborhood or community, they rated highest to participating in recreational activities, finding good jobs, and living in affordable housing. In Kankakee County, the respondents rated “always” or “most of the time” the highest to participating in recreational activities, living in affordable housing, and finding the importance in racial/ethnic diversity.

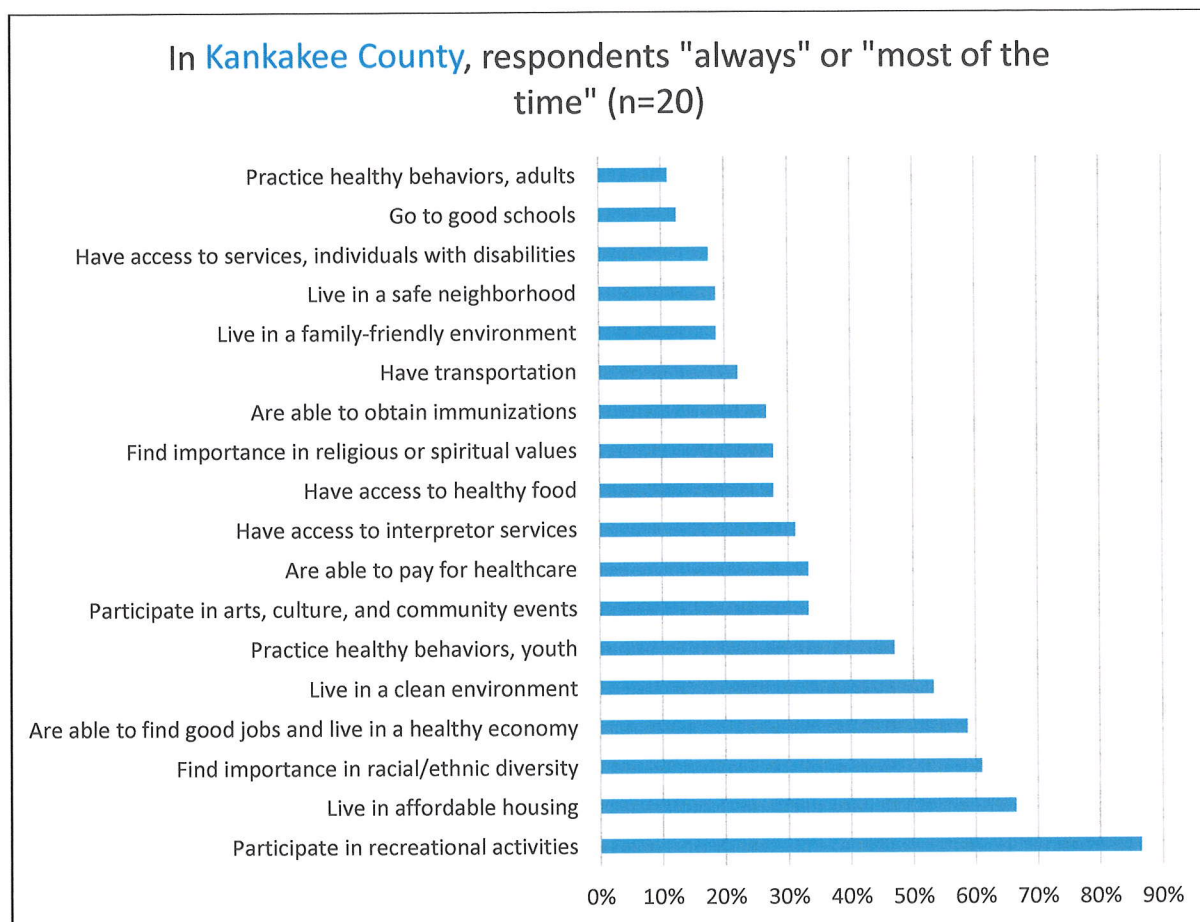


In their **home**, respondents "always" or  
"most of the time" (n=20)



In their **neighborhood or community**, respondents "always" or  
"most of the time" (n=20)



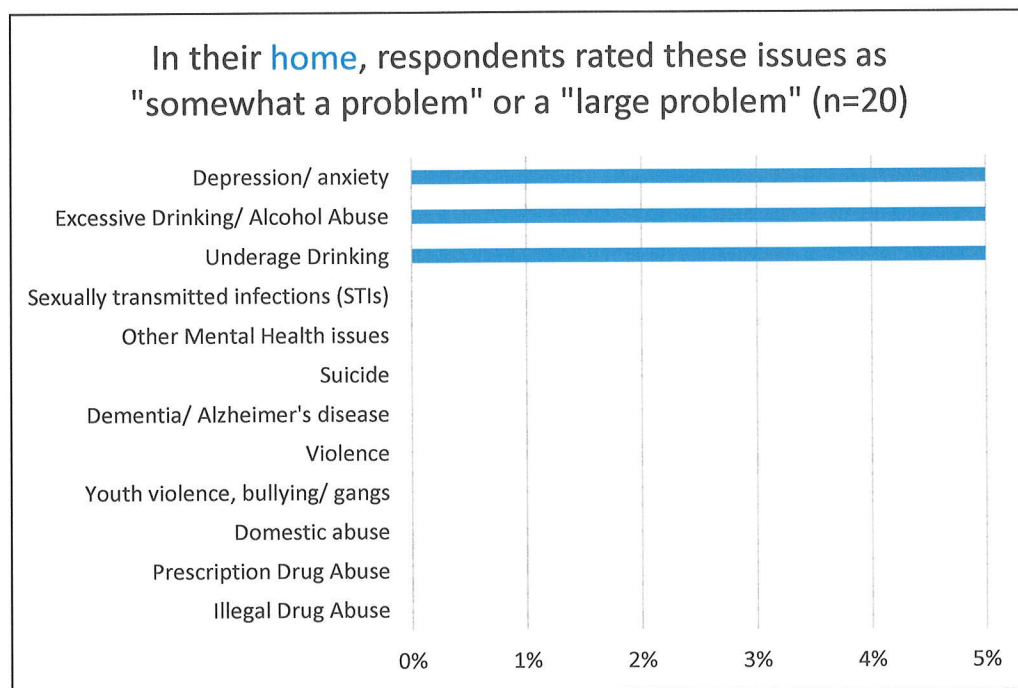


## Health Issues

Of the 20 respondents, the more significant health issues in their home were underage drinking, excessive drinking/ alcohol abuse, and depression/ anxiety. In their neighborhood or community, respondents rated dementia/ Alzheimer's disease, illegal drug abuse, and domestic abuse as the most significant health issues. In Kankakee County, dementia/ Alzheimer's disease, illegal drug abuse, and suicide were the highest rated health issues. Although in different ranking order, these issues are very similar to those identified as priority issues in the larger sample. Several significant differences include that suicide in Kankakee County was identified as a top health concern for this targeted sample but not for the larger sample, and sexually transmitted infections (STIs) were rated as a health concern for the larger sample, but not this targeted sample.

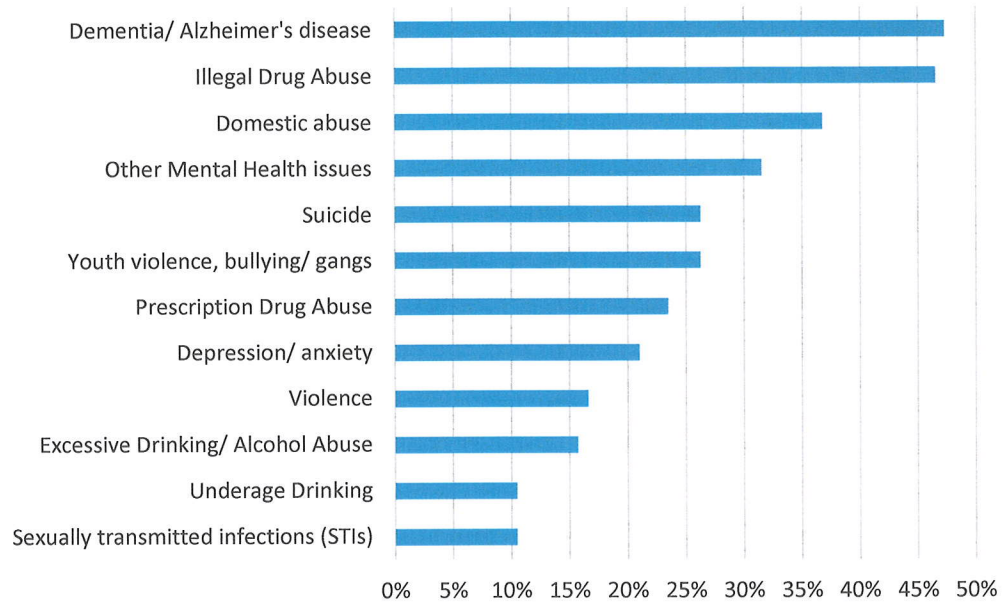
In their Home	In their Neighborhood or Community	In Kankakee County
1. Underage Drinking	1. Dementia/ Alzheimer's disease	1. Dementia/ Alzheimer's disease
2. Excessive Drinking/ Alcohol Abuse	2. Illegal Drug Abuse	2. Illegal Drug Abuse
3. Depression/ anxiety	3. Domestic abuse	3. Suicide
4. n/a	4. Other Mental Health issues	4. Youth violence, bullying/ gangs
5. n/a	5. Youth violence, bullying/ gangs	5. Domestic abuse

The charts below provide detailed information on all of the health issues addressed in this survey. The respondents only identified three health issues that were a concern in their home. In their neighborhood or community and in Kankakee County, respondents were least concerned with STIs, underage drinking, and excessive drinking/alcohol abuse.

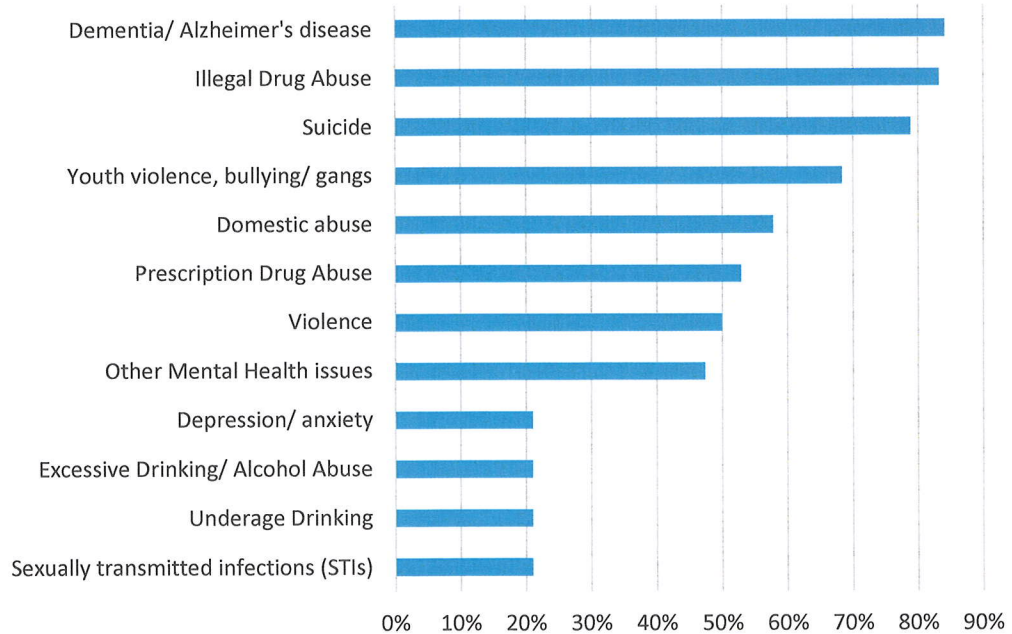




In their **neighborhood or community**, respondents rates these issues as "somewhat a problem" or a "large problem" (n=20)



In **Kankakee County**, respondents rated these issues as "somewhat a problem" or a "large problem" (n=20)

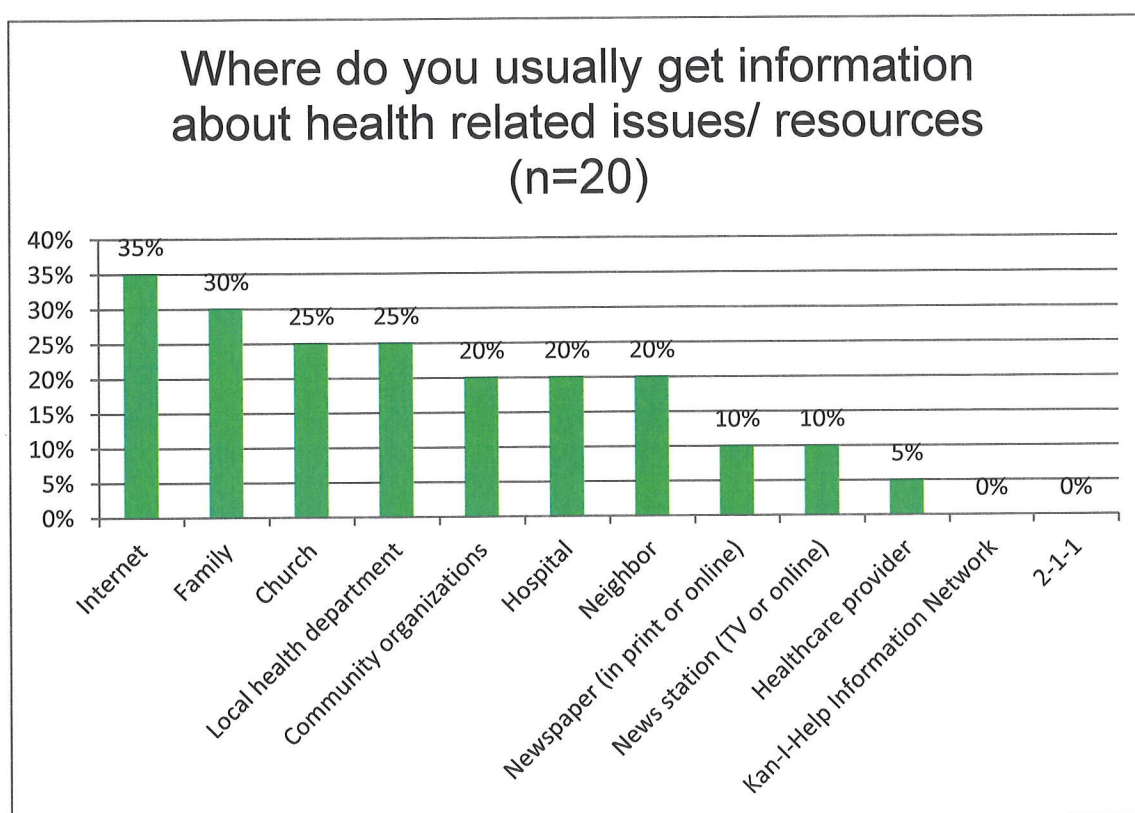




## Information and Services

### Resources

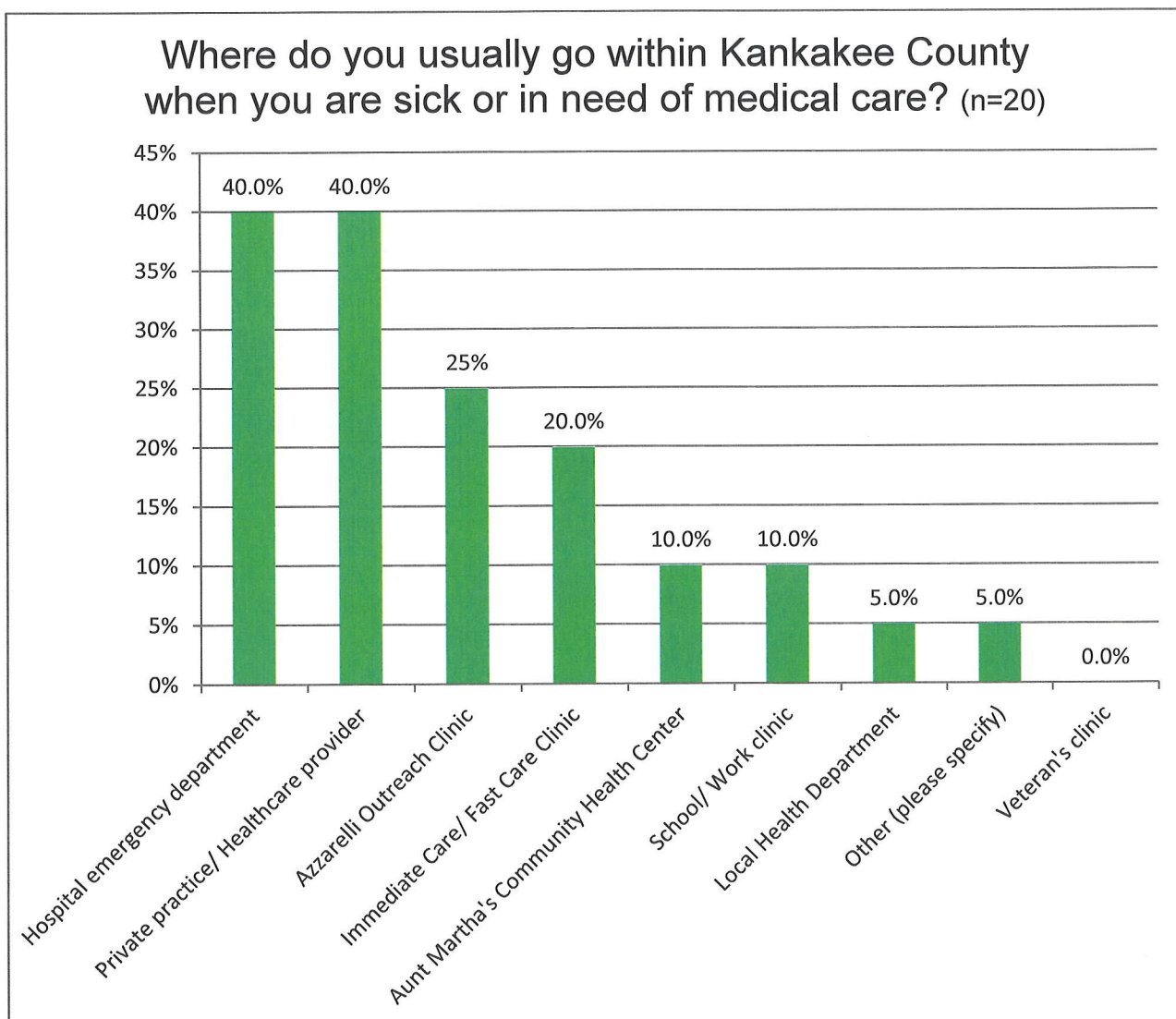
Respondents were asked to select where they get health related information. The top five resources that were selected were very different than the larger sample. The internet was the main source for both groups, but a large portion of these respondents reported going to their family, church, the local health department, and community organizations for health information. Only 5% of this targeted sample obtain health information from a healthcare provider, as compared to 59% of the larger sample.



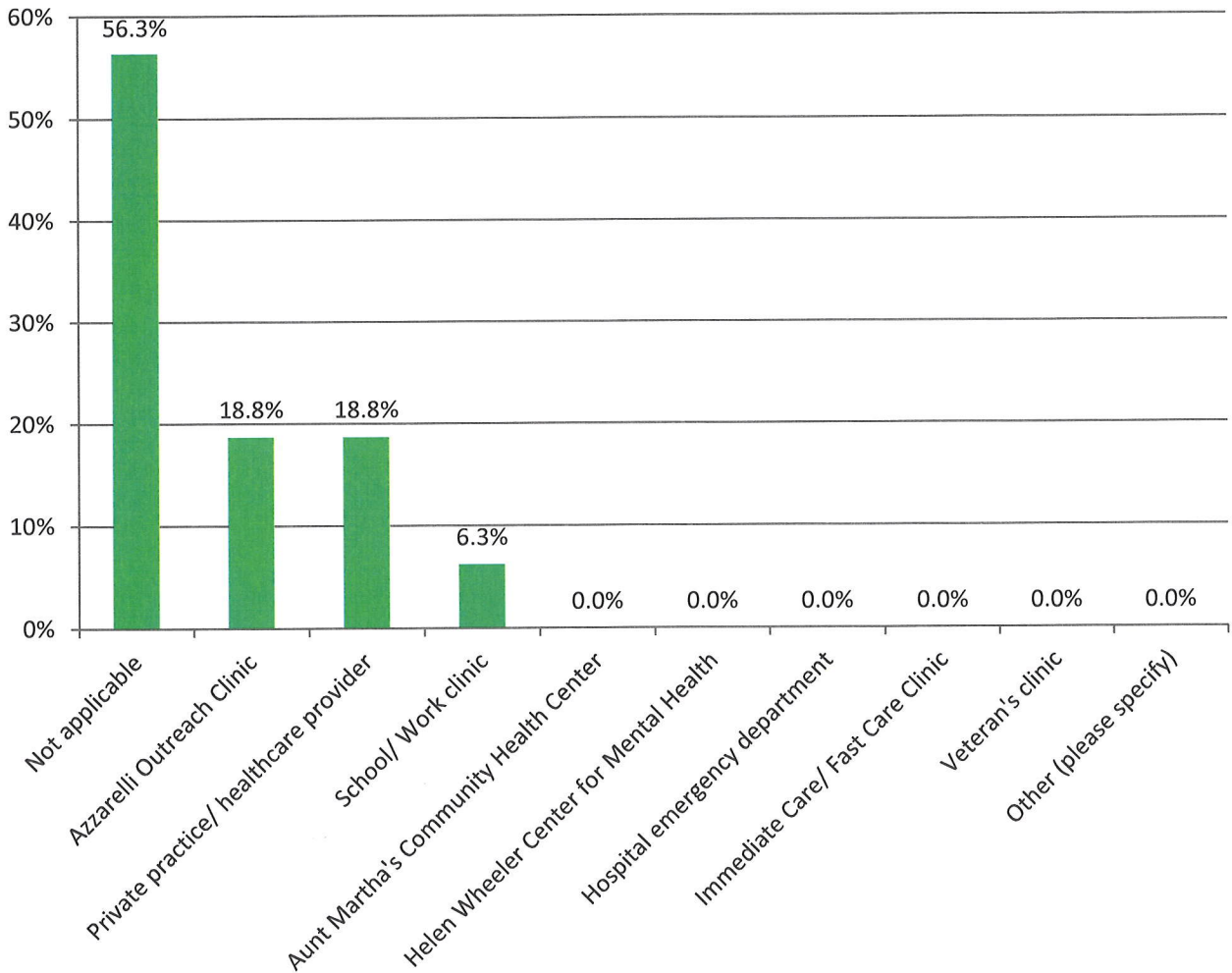
### Access to Healthcare

Of this targeted sample, the respondents selected the hospital emergency department and their healthcare provider 40% of the time. One fourth of the respondents selected Azzarelli outreach clinic, and 20% selected an immediate care/fast care clinic. Of those needing mental health services, the respondents selected Azzarelli Outreach Clinic, a healthcare provider, and a school/work clinic. Most (52.6%) of the respondents seek dental services from a private dentist and 10% indicated Azzarelli Outreach Clinic. Close to 40% selected "other" for dental services, and provide comments that they travel out of county for dental services, and that more affordable dental services are needed within the community. For prenatal (pregnancy) care

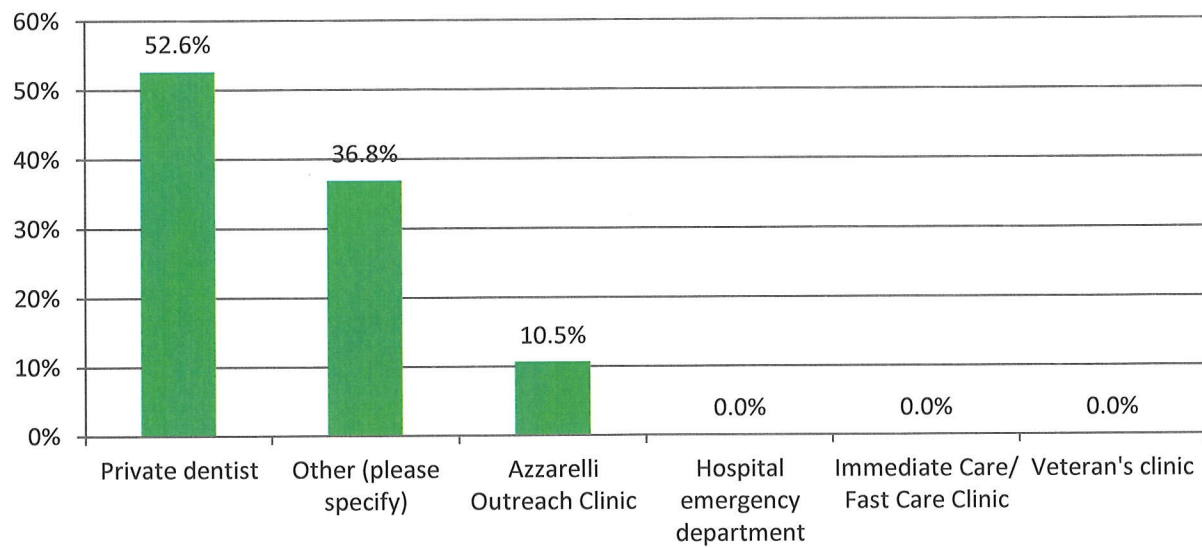
services, only 11.8% selected a healthcare provider for services. Close to 30% selected the hospital emergency room, and 6% selected Azzarelli Outreach Clinic. 17% selected “other” and commented on WIC services, which would be through the local health department. Overall, this targeted sample is less likely to access a private practice/ healthcare provider. These respondents are more likely to use the Azzarelli Outreach Clinic or the hospital emergency room for their healthcare needs. See the charts below for detailed information about access to healthcare.



If applicable, where do you or your family usually go  
when you need  
mental health care? (n=16)

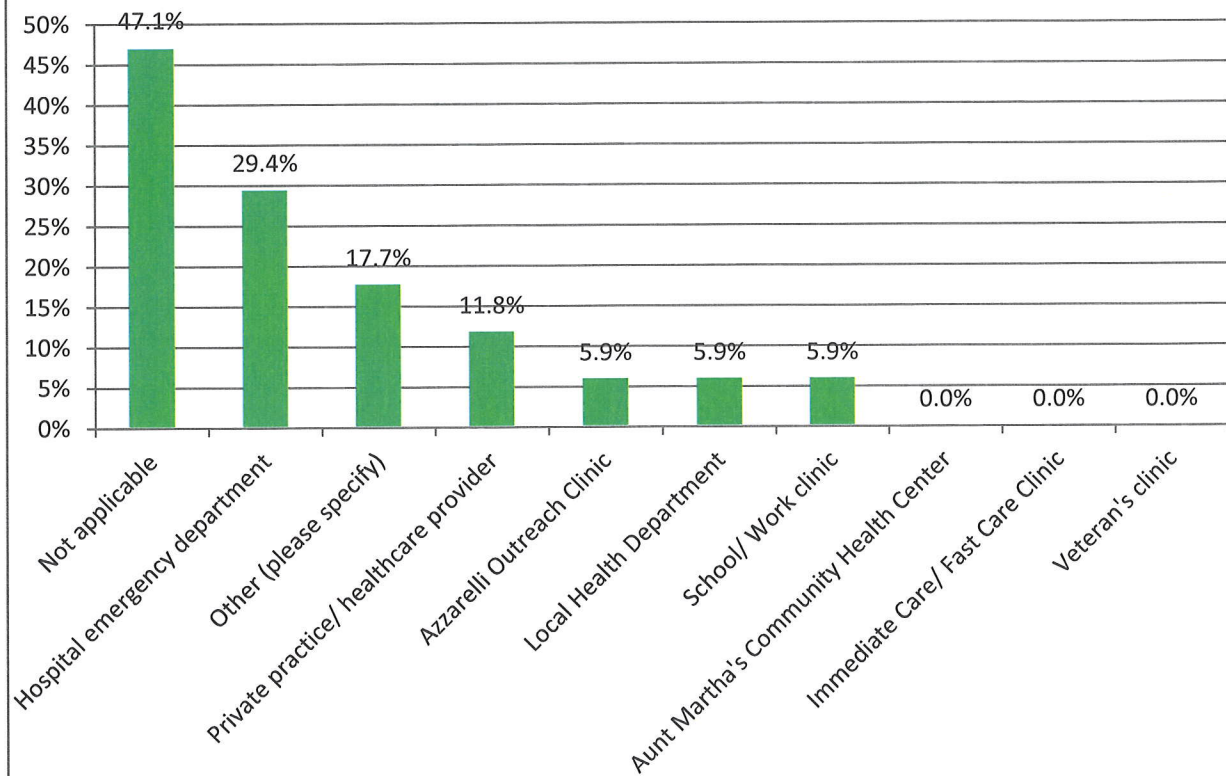


Where do you or your family go usually go when you need dental services? (n=19)





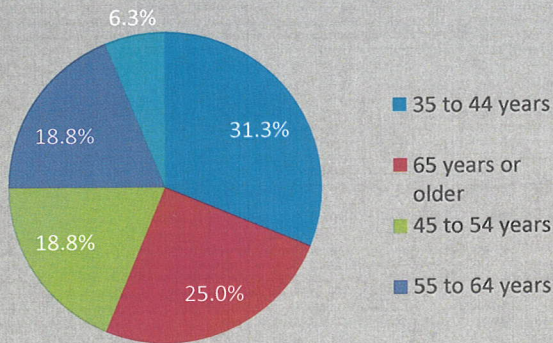
If applicable, where do you or your family usually go  
when you need  
prenatal (pregnancy) care? (n=17)



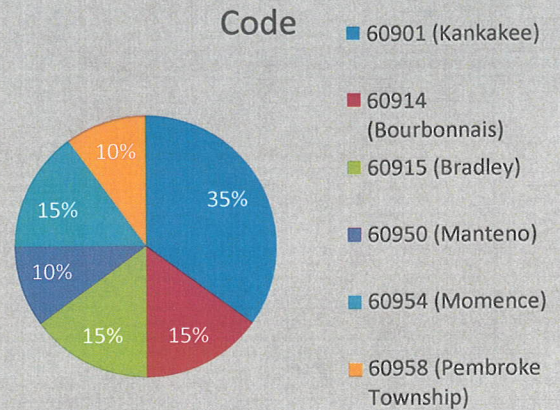
## Targeted Sample: African American Community Members

A targeted focus group of 16 respondents provided additional survey data for African American community members living in Kankakee County. All of the respondents in this sample are non Hispanic, African American, and English is the primary language in their home. Below is the demographic details of this targeted group. (n=16)

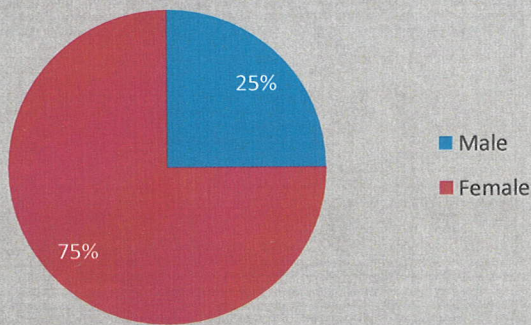
### Survey Respondents by Age



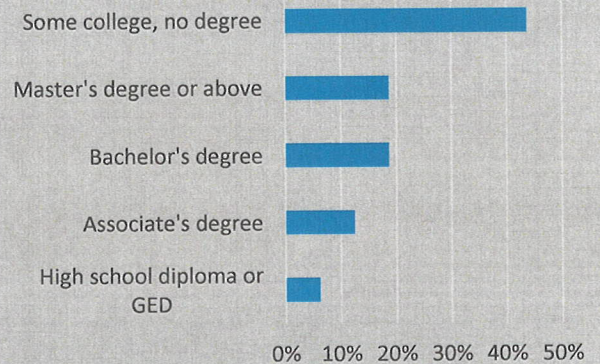
### Survey Respondents by Zip



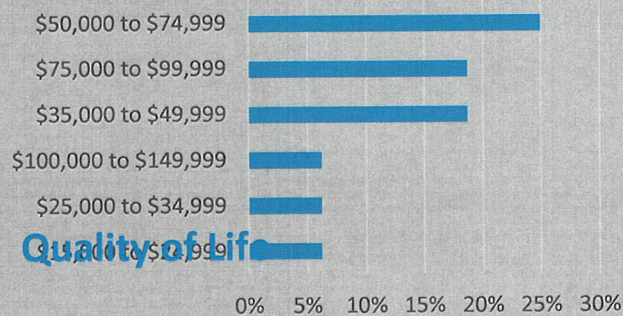
### Survey Respondents by Gender



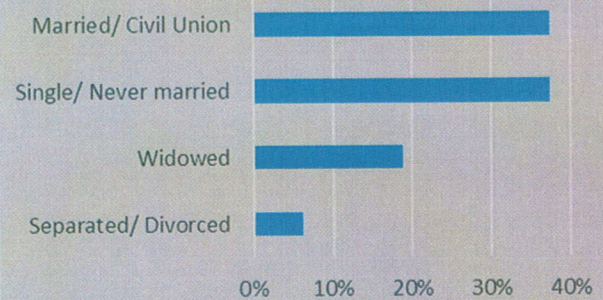
### Highest Level of Education



### Gross Annual Income

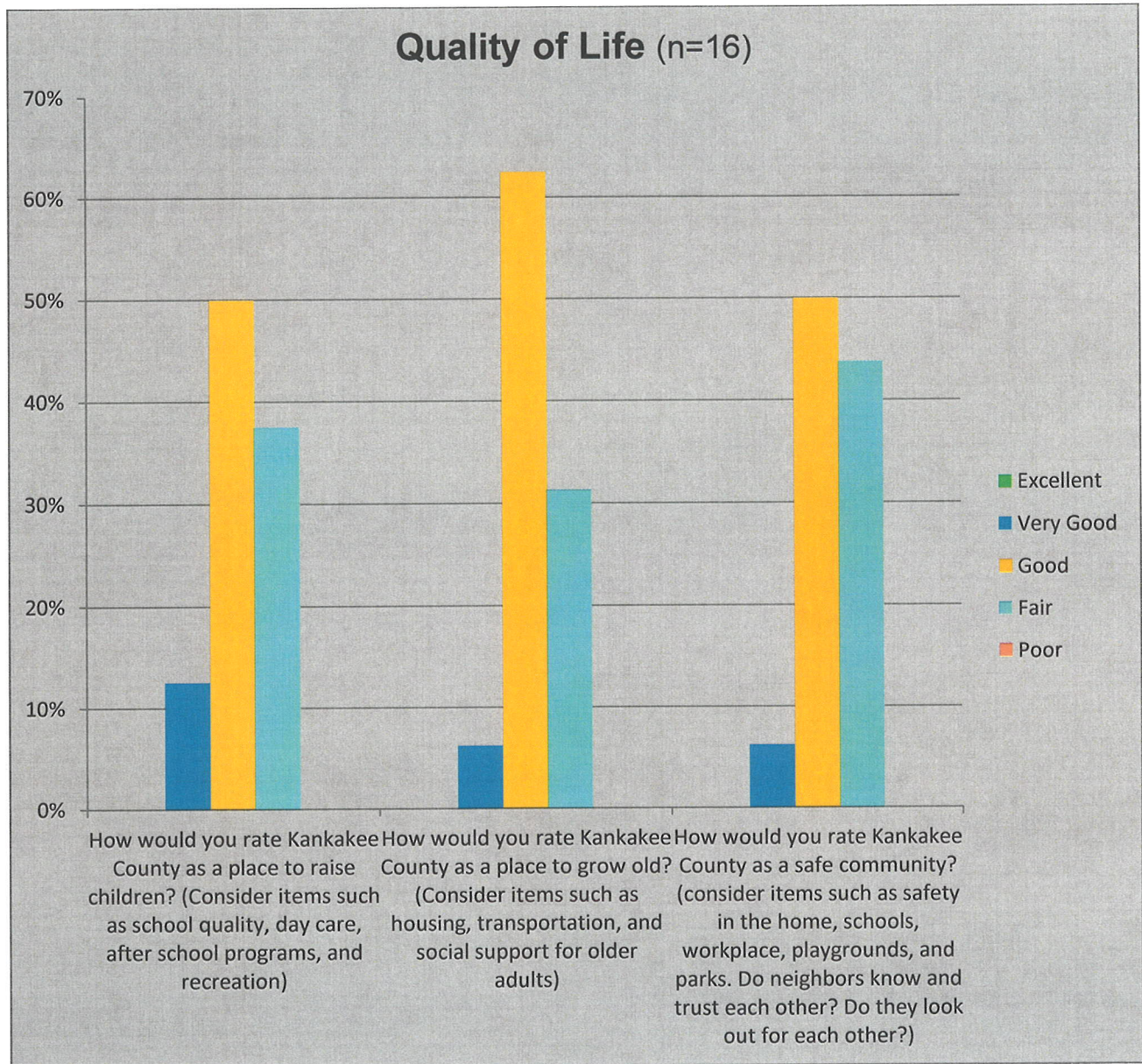


### Marital Status





Sixty three percent of this targeted sample rated quality of life as “good” or “very good,” which is about the same as the larger survey sample (60%). This targeted sample rated overall quality of the environment (37.6% “good” or “very good”) much lower than the larger sample (66.7%), and rated overall quality of the healthcare system much lower (25% “good” or “very good”) than the larger sample (55%).



The targeted sample rated questions related to Kankakee County as a place to raise children (63% “good” or “very good”) slightly higher than the larger sample (53%). Respondents in this



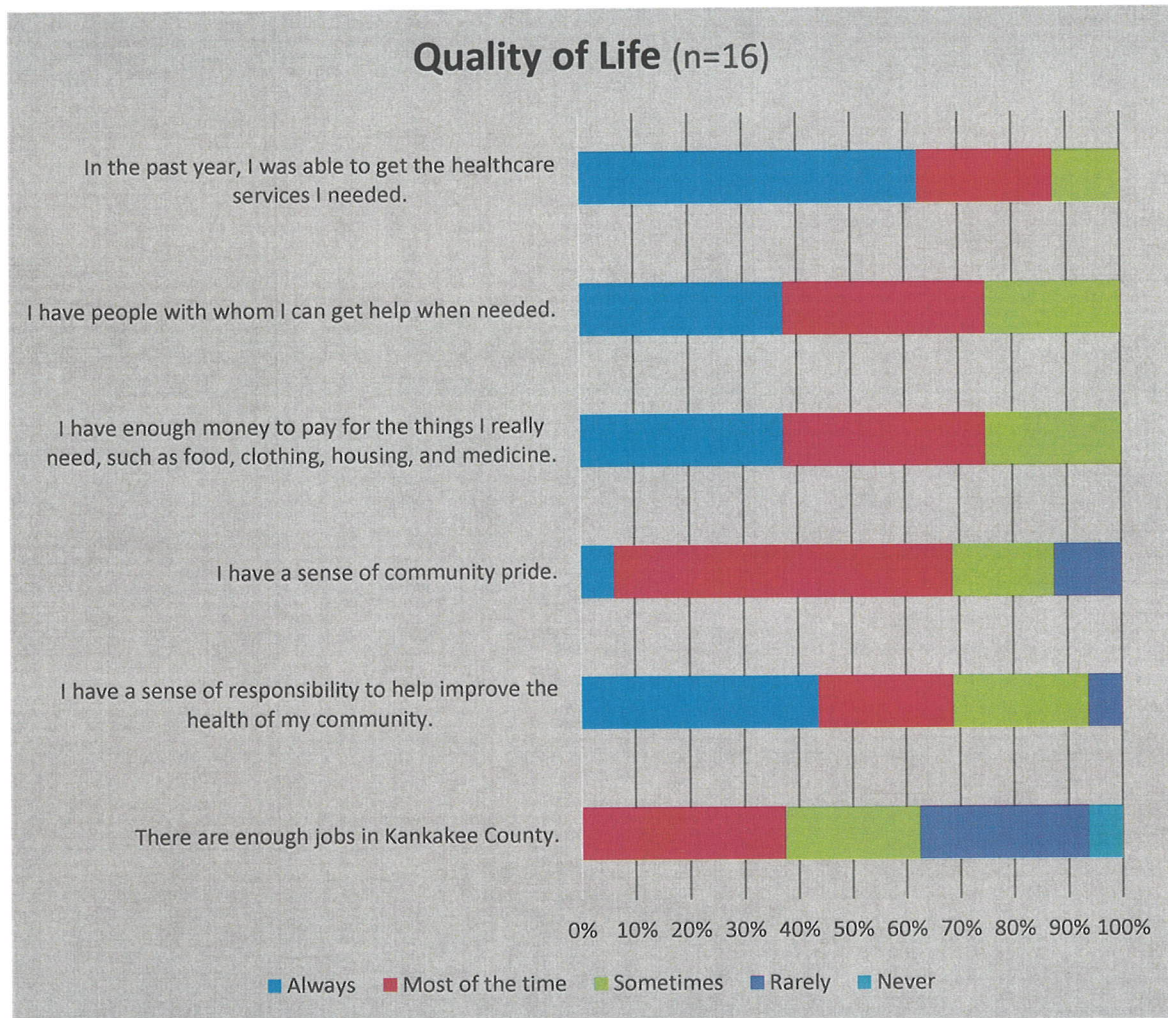
group rated Kankakee County as a place to grow old (68.8% “good” or “very good”) and as a safe community (56.3% “good” or “very good”) higher than the larger group (44%; 47%). No comments were provided in this section.



When asked more details related to quality of life, this targeted sample rated having a sense of responsibility to help improve the health of my community (68.8% “always” or “most of the



time”) about the same as the larger sample (69.9%). This targeted sample rated having enough money to pay for things I really need (75% “always” or “most of the time”) as lower than the larger sample (81%). These respondents rated the following questions higher than the larger sample: there are enough jobs in Kankakee County (37.5% “always” or “most of the time”; 30.4%); I have a sense of community pride (68.8% “always” or “most of the time”; 48.2%); I have people who can help me when I need it (75% “always” or “most of the time”; 71.3%); in the past year, I was able to get the healthcare services I needed (87.5% “always” or “most of the time”; 81.8%).



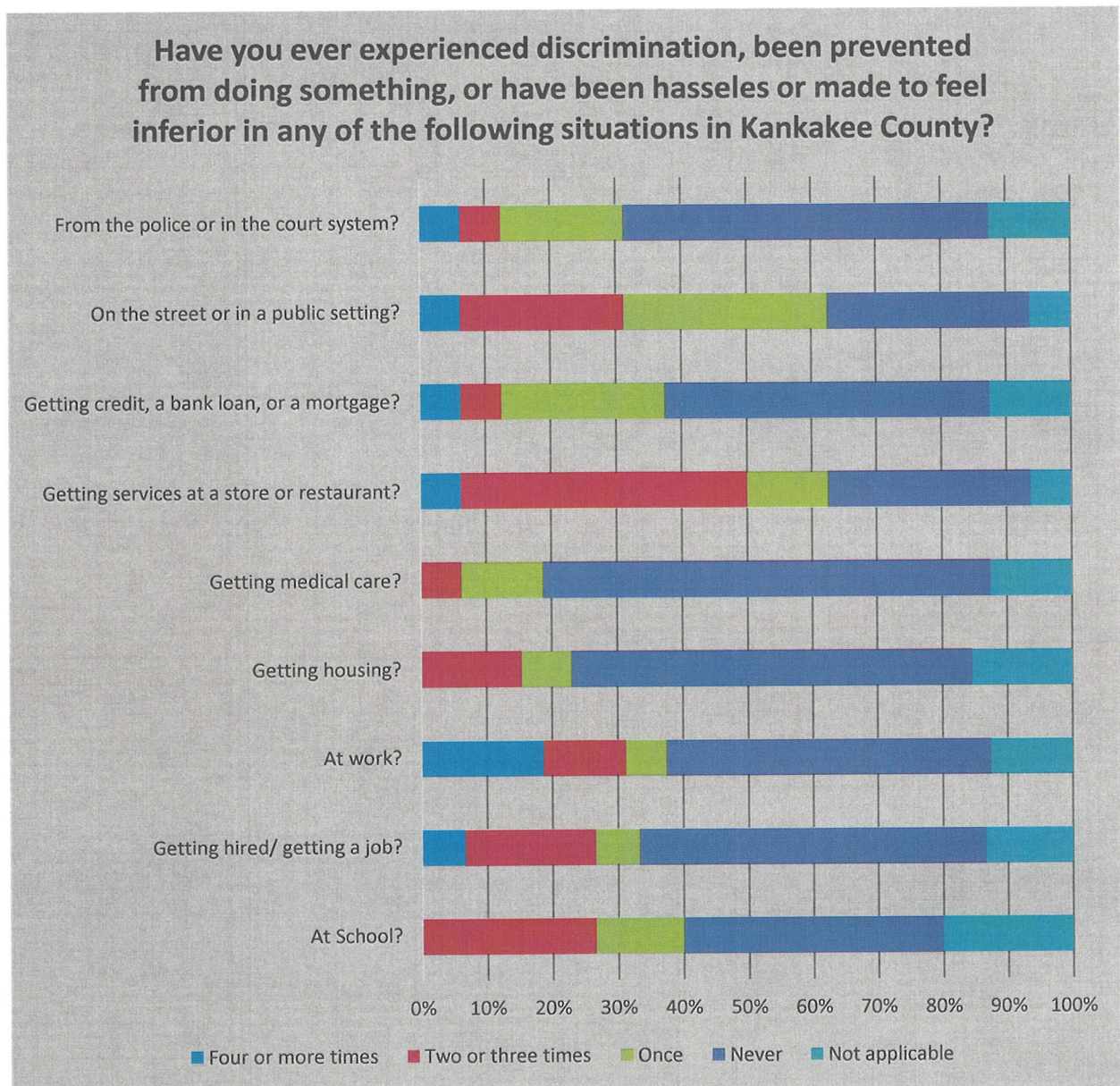
### Open Responses

One individual provided a comment related to quality of life, and commented on the need for better paying jobs in Kankakee County.



## Health Equity

Overall, the targeted sample of respondents rated having experienced discrimination (one or more times) much higher than the larger sample. Similar to the larger sample, the respondents from the African American community rated discrimination on the street/public setting (62.5%) very high, but this group also rated getting services as a store or restaurant as very high (62.5%). The third highest rated for experiencing discrimination for this targeted sample was in the school setting at 40%. No comments were provided in this section.





## **Social Issues**

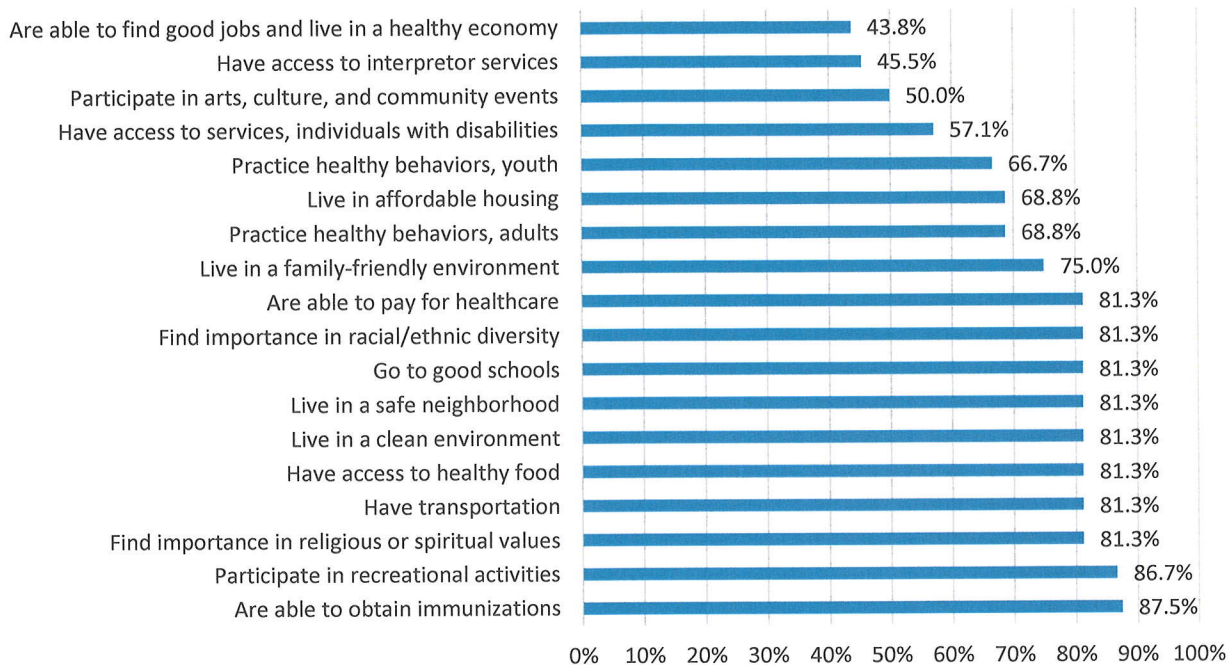
For this targeted sample of African American community members, the most significant social issues in their home are being able to find good jobs, access to interpreter services (\*see note below), and participate in arts culture, and community events. The larger sample also prioritized these same issues in different ranking order. In their neighborhood or community, this group prioritized being able to find a good job/ live in a healthy community, finding the importance of racial/ethnic diversity, and to participate in arts, culture, and community events as significant social issues. Finding jobs and finding importance in racial/ ethnic diversity are also ranked in the top three for the larger sample. For Kankakee County as a whole, this targeted sample of African Americans rated being able to find good jobs, having transportation, and going to good schools as the top three social issues. The only similarity to the larger sample was being able to find good jobs as a high priority social issue for Kankakee County.

<b>Home</b>	<b>Neighborhood or Community</b>	<b>Kankakee County</b>
Are able to find good jobs and live in a healthy economy	Are able to find good jobs and live in a healthy economy	Are able to find good jobs and live in a healthy economy
Have access to interpreter services*	Find importance in racial/ethnic diversity	Have transportation
Participate in arts, culture, and community events	Participate in arts, culture, and community events	Go to good schools
Have access to services, individuals with disabilities*	Are able to pay for healthcare	Live in a family-friendly environment
Practice healthy behaviors, youth	Practice healthy behaviors, youth	Are able to pay for healthcare

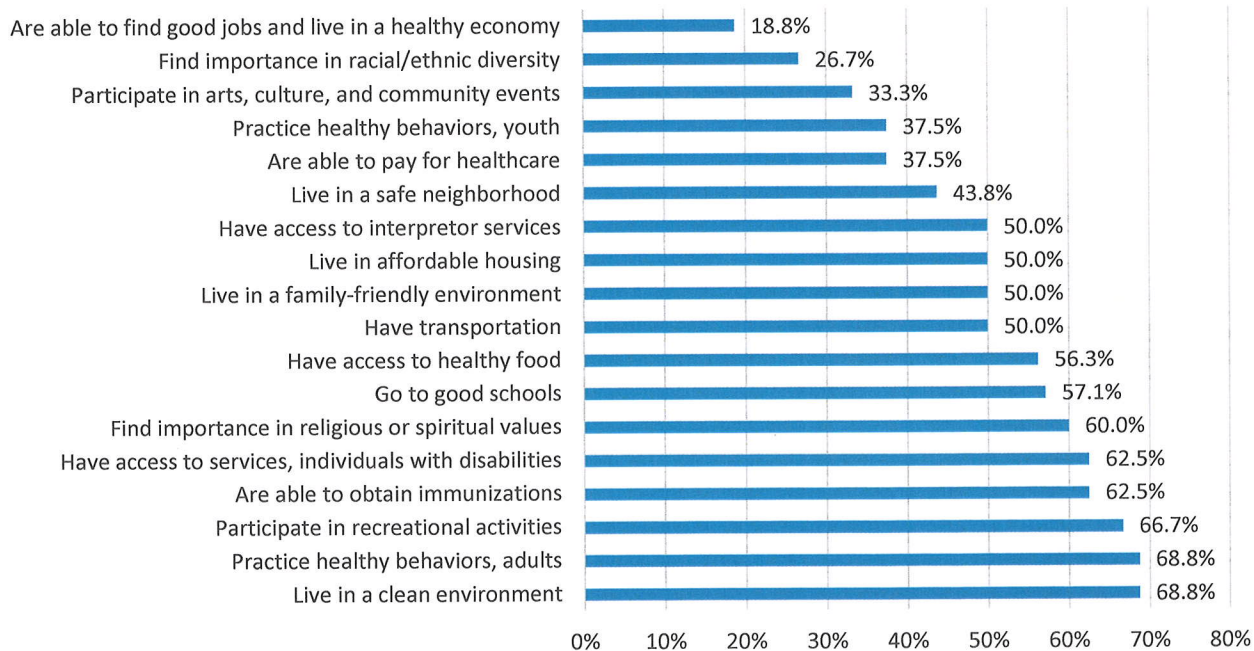
\* These results may be less valid, since they were not given the option of not applicable, even if services for a disability or interpreter services were not needed in their home or neighborhood/ community.

The three charts below identify all of the social issues rated among these survey respondents in ranking order. These responses also reflect the social issues that are of least concern to this targeted sample. In their home, respondent rated “always” or “most of the time” to obtaining immunizations, participating in recreational activities, and finding the importance in religious or spiritual values. In their neighborhood or community, they rated highest to living in a clean environment, adults practicing healthy behaviors, and being able to participate in recreational activities. In Kankakee County, the respondents rated “always” or “most of the time” the highest to obtaining immunizations, having access to healthy foods, and being able to participate in recreational activities. No comments were provided in this section.

### In their **home**, residents, "always" or "most of the time" (n=16)

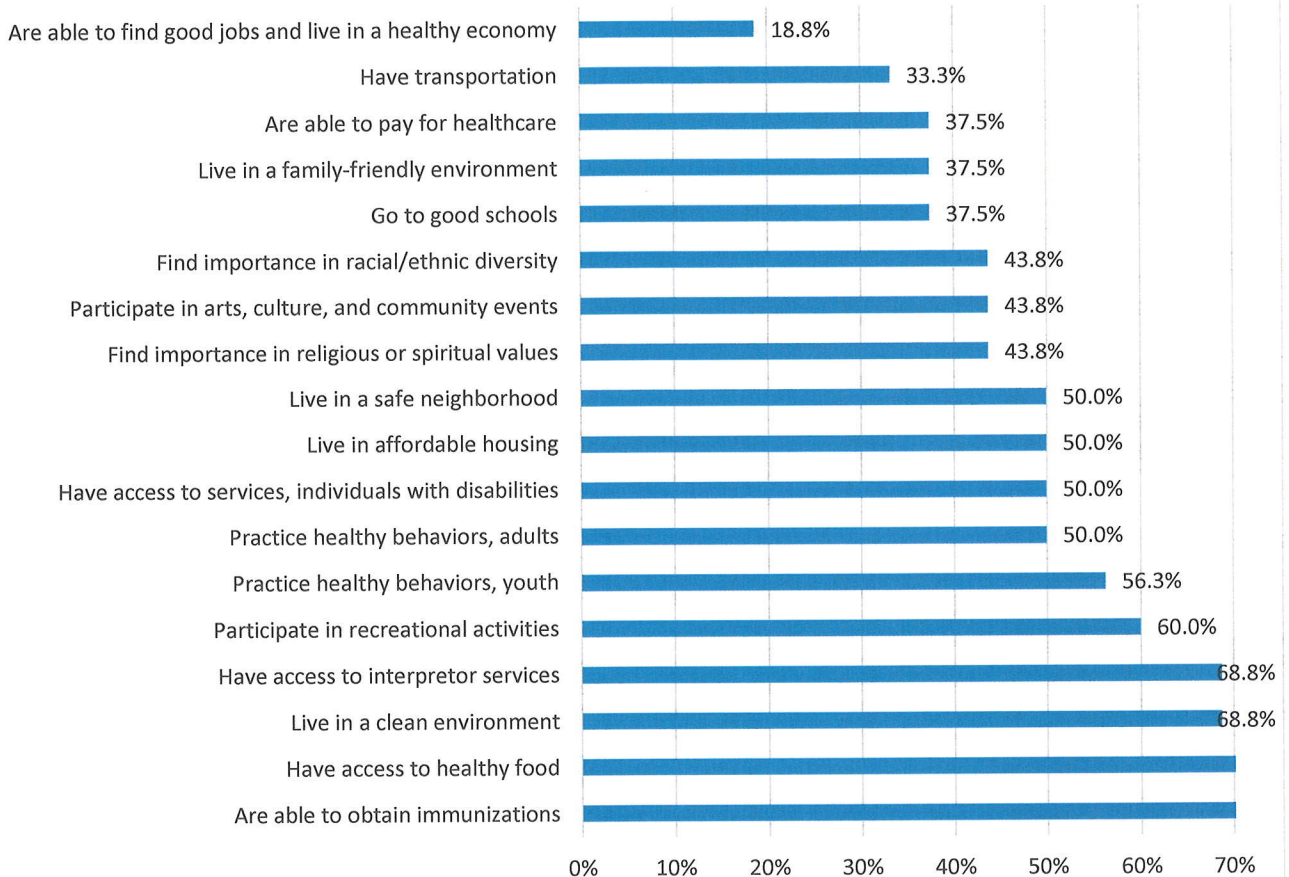


### In their **neighborhood or community**, respondents "always" or "most of the time" (n=16)





In **Kankakee County**, respondents "always" or "most of the time"  
(n=16)

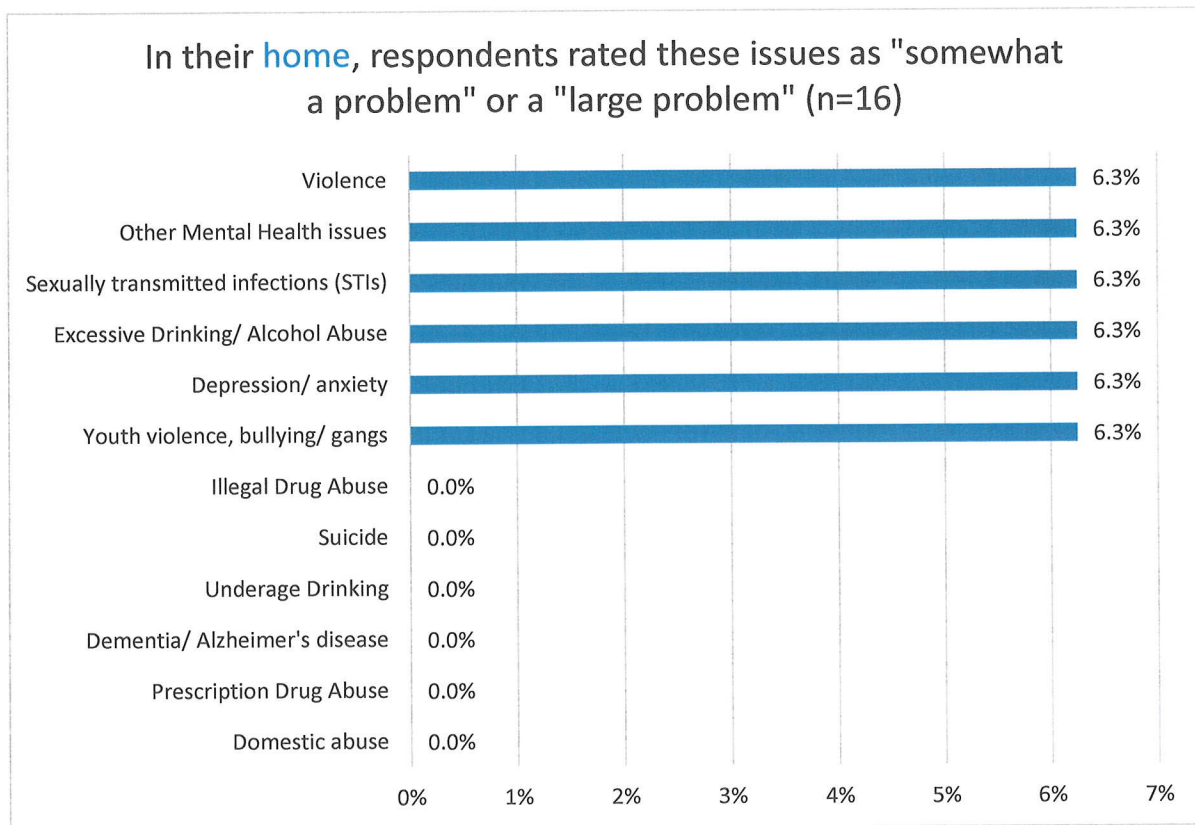


### Health Issues

Of the 16 respondents, the most significant health issues in their home are violence, other mental health issues, and sexually transmitted infections (STIs). The respondents rated the highest health concerns for their neighborhood or community as violence, suicide, and illegal drug abuse. In Kankakee County, other mental health issues, illegal drug abuse, and depression/anxiety were the highest rated health issues. Similarities between the highest rate health concerns for this sample and the larger sample include depression/anxiety, other mental health issues, and illegal drug abuse. It is important to note that violence was rated as the top health concern both in the home and in the neighborhood/community for this targeted sample, but not ranked as a priority issue for the larger sample.

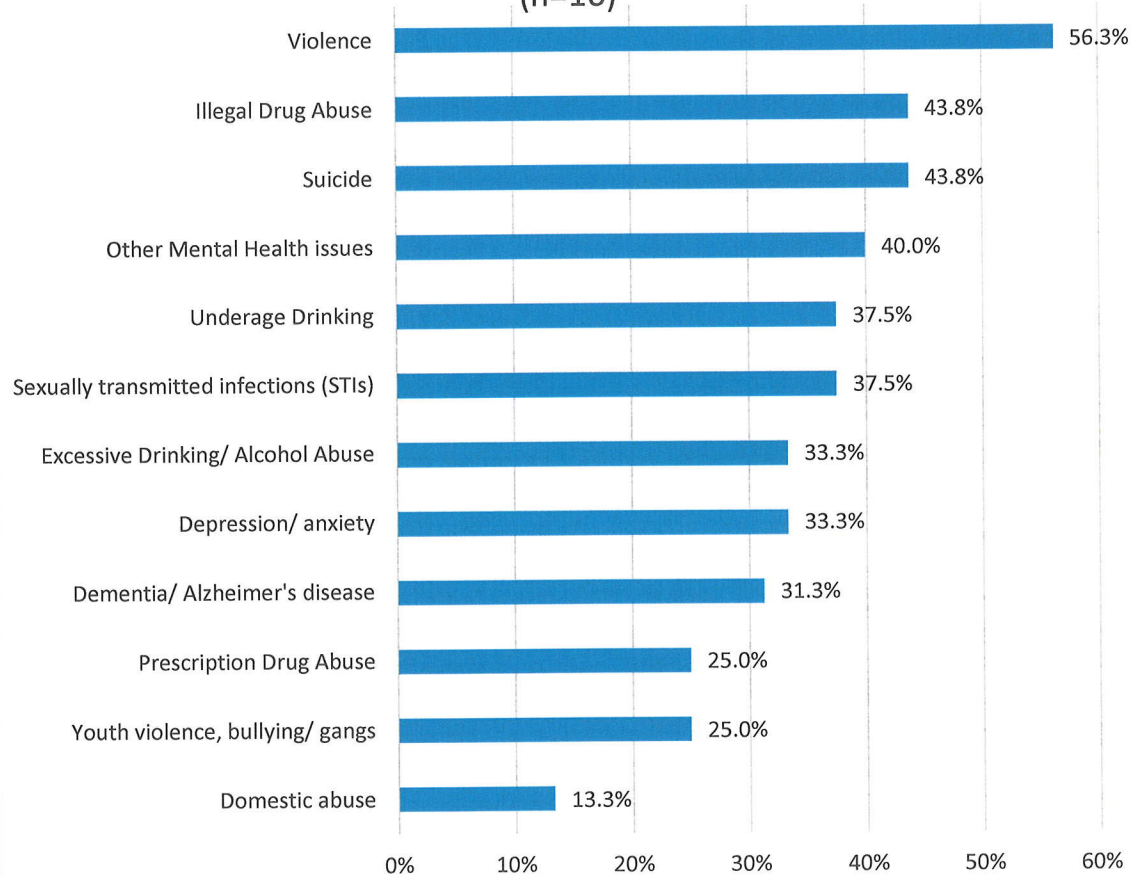
Home	Neighborhood or Community	Kankakee County
Violence	Violence	Other Mental Health issues
Other Mental Health issues	Suicide	Illegal Drug Abuse
Sexually transmitted infections (STIs)	Illegal Drug Abuse	Depression/ anxiety
Excessive Drinking/ Alcohol Abuse	Other Mental Health issues	Excessive Drinking/ Alcohol Abuse
Depression/ anxiety	Underage Drinking	Underage Drinking

The charts below provide detailed information on all of the health issues addressed in this survey. The respondents only identified six health issues that were a concern in their home, and all percentages were very low at 6.3%. In their neighborhood, respondents were least concerned with domestic abuse, youth violence, prescription drug abuse. In Kankakee County, the respondents rated youth violence, dementia/ Alzheimer's disease, and prescription drug abuse as the lowest. No comments were provided in this section.

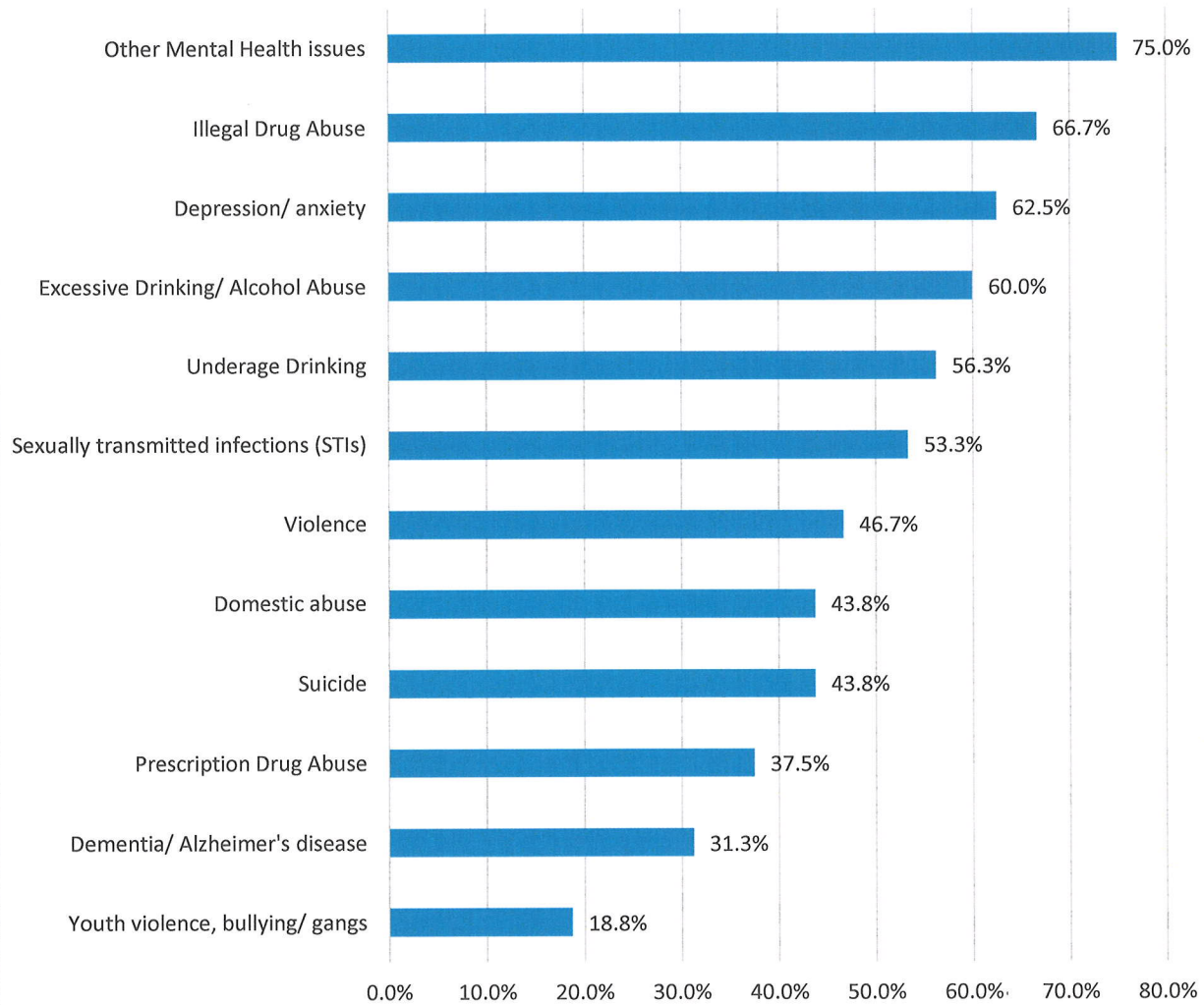


In their **neighborhood or community**, respondents rated these issues as "somewhat a problem" or a "large problem"

(n=16)



In **Kankakee County**, respondents rated these issues as  
"somewhat a problem" or a "large problem" (n=16)

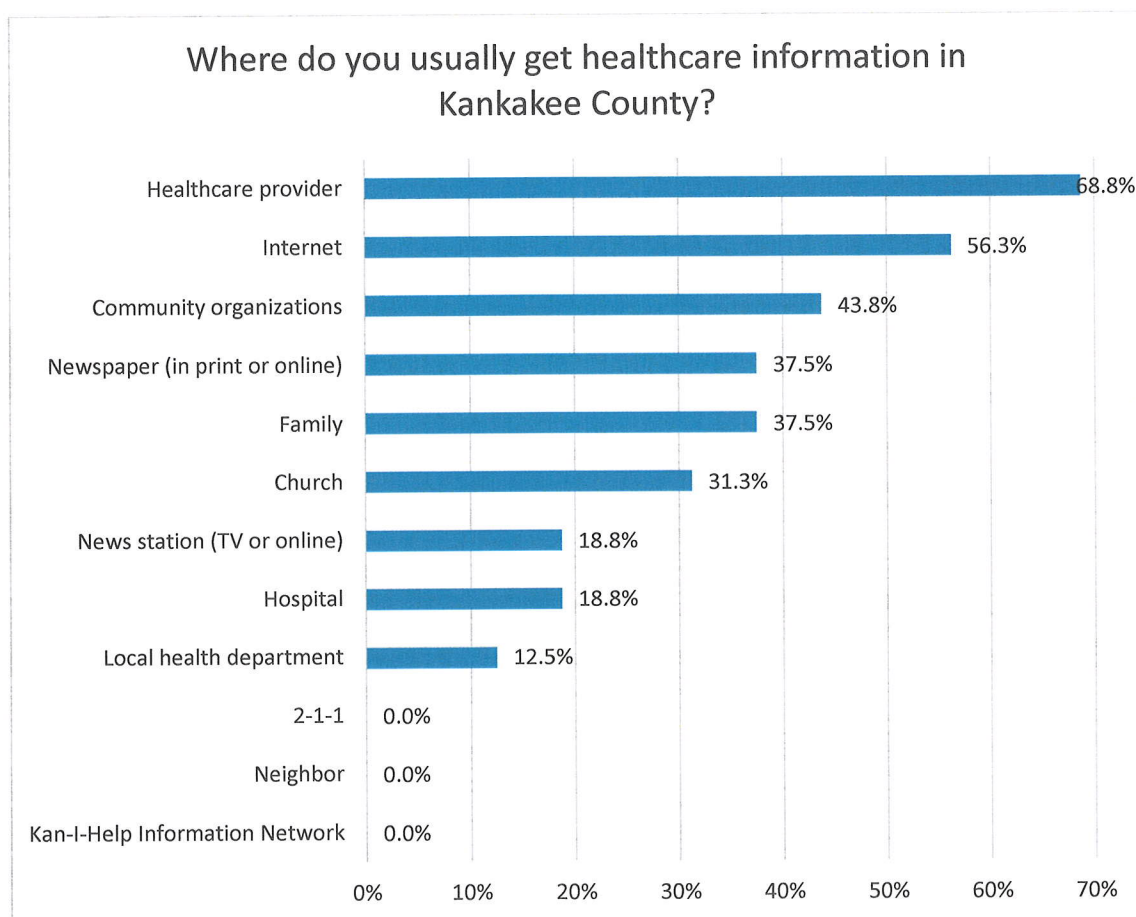




## Information and Services

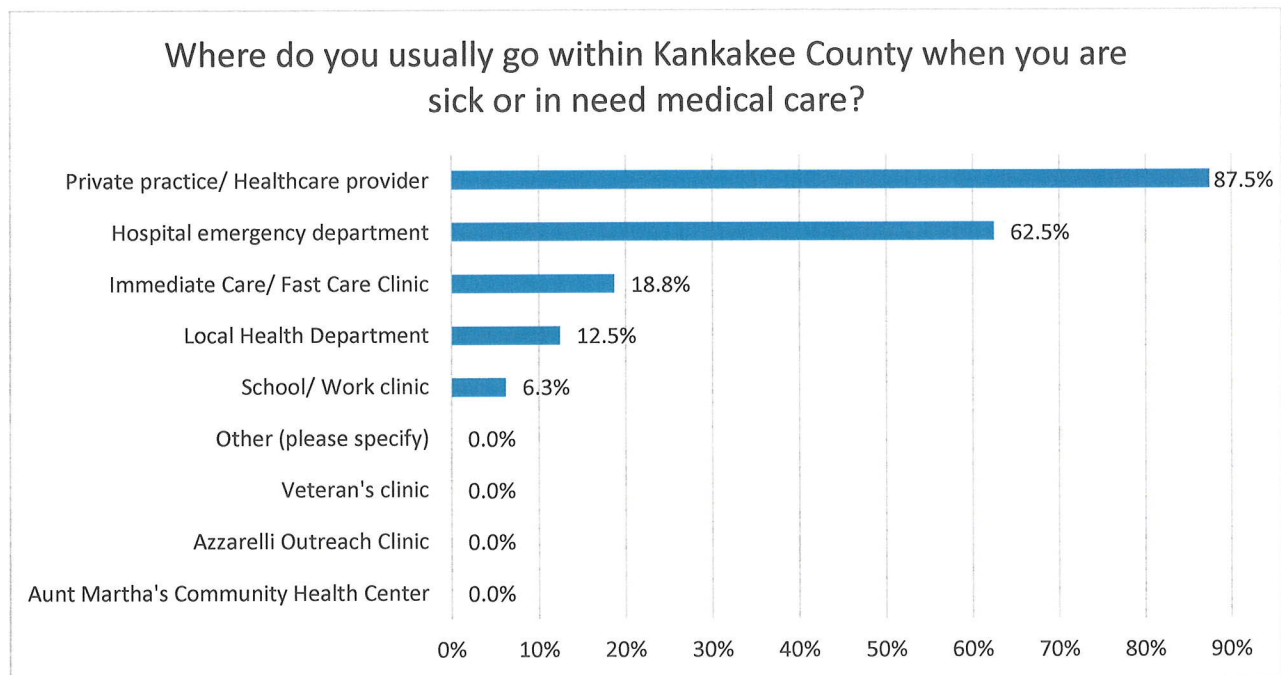
### Resources

Respondents were asked to select where they get health related information. Although this targeted sample ranked healthcare provider as their top source for information, both this sample and the larger sample ranked health care provider and the internet as their top two sources. The percentage of respondents that selected family as a source of information was similar for both samples. A higher percentage of this targeted sample selected community organizations and church as sources than the larger sample.

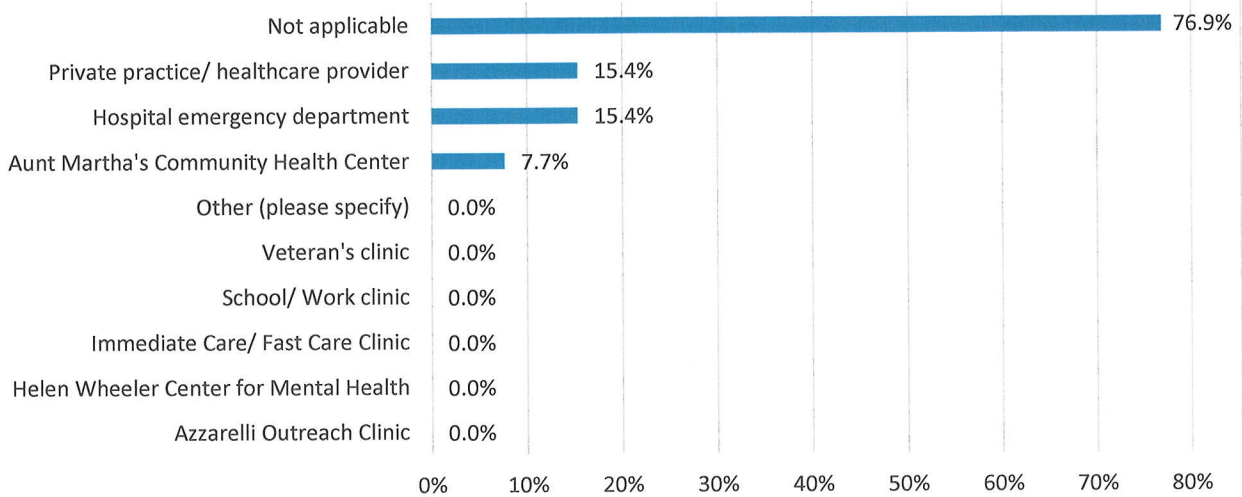


### Access to Healthcare

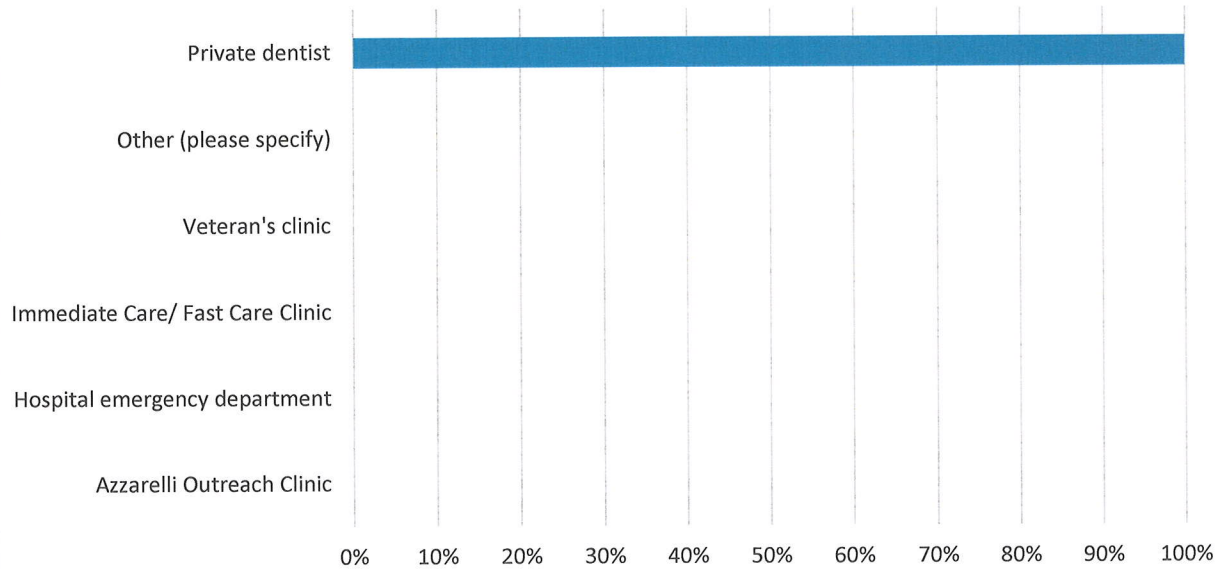
Of this targeted sample, the 87.5% of respondents selected private practice/ healthcare provider. A large percentage (62.5%) also selected the hospital emergency room as a place they would go if they were sick or in need of medical care. Of those needing mental health services, the respondents selected a healthcare provider, the hospital emergency room, and Aunt Martha's Community Health Center. All of the respondents selected a private dentist for dental services. Of those that need prenatal (pregnancy) care, most (69.2%) see a healthcare provider, and very few selected the hospital emergency room (7%) and the local health department (7%). No comments were provided in this section.



If applicable, where do you or your family usually go when you need mental health care?



Where do you or your family usually go when you need dental services?



If applicable, where do you or your family usually go when you need prenatal (pregnancy) care?

